



British Style BS 88
240V 6-900A

Type	Rated Current RMS-Amps	I ² t (A ² S)			Watts Loss	Ordering Information			Dimensions	Curves
		Pre-arc	Clearing at 120V	Clearing at 240V		Part Number	Carton Qty.	Carton Weight (kg)	Figure Number	BIF #
LCT	6	2	6	9	1.0	6LCT	20	0.110	Fig. 1	35785296
	10	3.8	12	22	2.5	10LCT				
	12	7	22	32	2.5	12LCT				
	16	20	50	100	2.5	16LCT				
	20	25	80	160	4.0	20LCT				
LET	25	18	120	250	4.0	25LET	10	0.310	Fig. 2	35785293
	32	32	200	450	5.0	32LET				
	35	50	320	600	5.0	35LET				
	50	100	500	1400	7.0	50LET				
	63	180	1100	2200	9.0	63LET				
	80	300	1900	3800	10.0	80LET				
	100	600	3800	7500	10.0	100LET				
	125	600	3800	7500	16.0	125LET				
	160	1100	7000	16000	20.0	160LET				
	180	1600	12000	29000	21.0	180LET a				
LMT	160	1100	7000	16000	17.0	160LMT	1	0.180	Fig. 3	35785294
	200	1500	10000	20000	28.0	200LMT				
	250	3200	20000	40000	28.0	250LMT				
	315	6000	35000	75000	35.0	315LMT				
	355	8000	50000	100000	35.0	355LMT				
	400	14000	70000	160000	40.0	400LMT				
	450	18000	100000	220000	42.0	450LMT				
LMMT	400	6000	35000	80000	60.0	400LMMT	1	0.370	Fig. 4	35785295
	500	14000	80000	170000	64.0	500LMMT				
	630	24000	150000	300000	75.0	630LMMT				
	710	32000	200000	460000	77.0	710LMMT				
	800	52000	300000	600000	82.0	800LMMT				
	900	75000	400000	800000	97.0	900LMMT				

- Interrupting rating 200kA RMS Symmetrical. ■ 150 Vdc rating
 - Watts loss provided at rated current.
 - Note: 7LET, 10LET, 12LET and 16LET are available for replacement purposes on existing equipment.
 - All fuses above have been tested at 318 Vac.
- 1 kg = 2.2 lbs 1 lb = 0.45 kg

Dimensions

Fig. 1: LCT

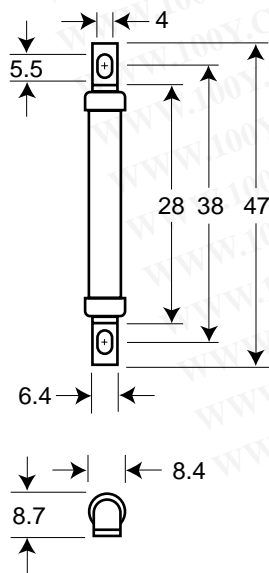
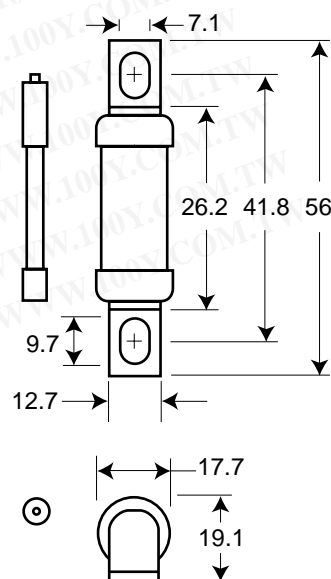


Fig. 2: LET



Dimensions in mm.
 1mm = 0.0394" 1" = 25.4mm



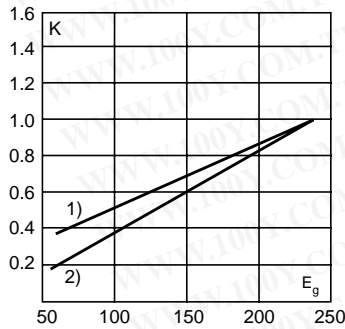
British Style BS 88
240V 6-900A

勝特力材料 886-3-5753170
 勝特力电子(上海) 86-21-54151736
 勝特力电子(深圳) 86-755-83298787
[Http://www.100y.com.tw](http://www.100y.com.tw)

Electrical Characteristics

Total Clearing I²t

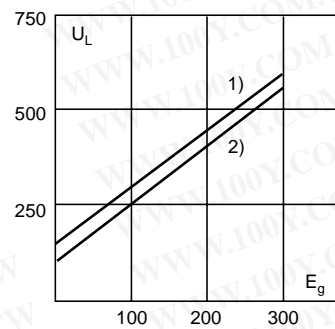
The total clearing I²t at rated voltage and at power factor of 15% are given in the electrical characteristics. For other voltages, the clearing I²t is found by multiplying by correction factor, K, given as a function of applied working voltage, E_g, (RMS).



1) LCT
 2) LET, LMT, LMMT

Arc Voltage

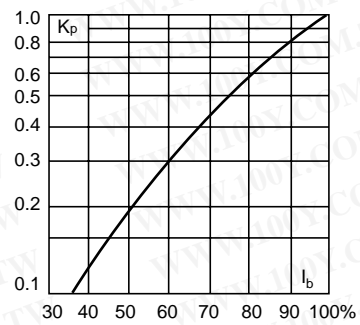
This curve gives the peak arc voltage, U_L, which may appear across the fuse during its operation as a function of the applied working voltage, E_g, (RMS) at a power factor of 15%.



1) LCT
 2) LET, LMT, LMMT

Power Losses

Watts loss at rated current is given in the electrical characteristics. The curve allows the calculation of the power losses at load currents lower than the rated current. The correction factor, K_p, is given as a function of the RMS load current, I_b, in % of the rated current.



Dimensions

Fig. 3: LMT

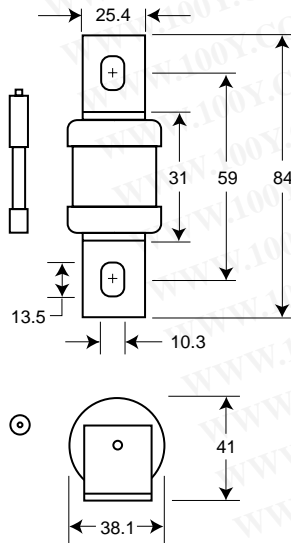
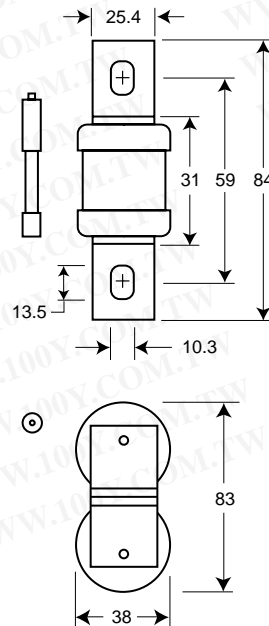


Fig. 4: LMMT



Indicator (Optional)
 Dimensions in mm.
 1mm = 0.0394" 1" = 25.4mm

The only controlled copy of this BIF document is the electronic read-only version located on the Bussmann Network Drive. All other copies of this document are by definition uncontrolled. This bulletin is intended to clearly present comprehensive product data and provide technical information that will help the end user with design applications. Bussmann reserves the right, without notice, to change design or construction of any products and to discontinue or limit distribution of any products. Bussmann also reserves the right to change or update, without notice, any technical information contained in this bulletin. Once a product has been selected, it should be tested by the user in all possible applications.