

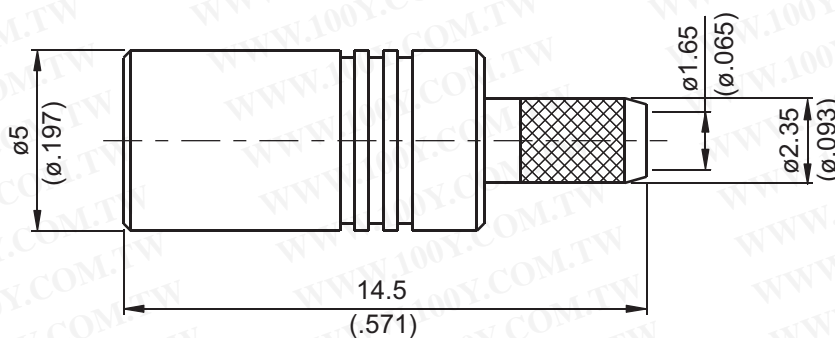


勝特力材料 886-3-5753170
勝特力电子(上海) 86-21-54151736
勝特力电子(深圳) 86-755-83298787
[Http://www.100y.com.tw](http://www.100y.com.tw)

MCX8100-0316

MCX Jack Crimp

50Ω



Parts	Material	Plating (Micro-inch)
Ferrule	Brass	Gold 5 Over Nickel 50 Over Copper 50
Contact Pin	Phosphor Bronze	Gold 20 Over Nickel 50 Over Copper 50
Insulator	Teflon	
Body	Brass	Gold 5 Over Nickel 50 Over Copper 50

Weight: 1.44 g

Suitable Cables: RG174, RG188, RG316, JBY100, RG316-E, RG316-FEP

Notice: JYEBAO reserves the right to make modifications deemed appropriate.

CABLE ASSEMBLY INSTRUCTION

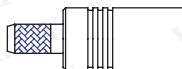
MCX8100-0316

JYE BAO CO., LTD.

A

B

C



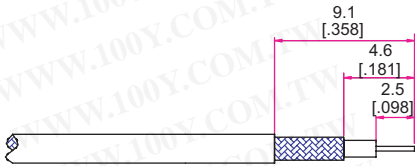
FERRULE

CONTACT PIN

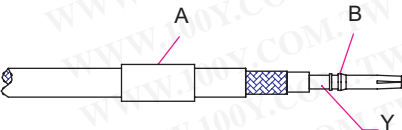
BODY

DIAGRAM

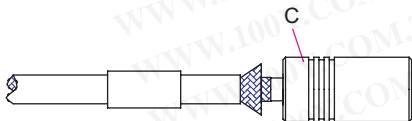
ASSEMBLY INSTRUCTION



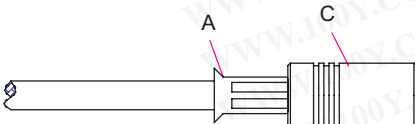
Step 1: STRIP AS SHOWN.



Step 2: SLIDE FERRULE "A" OVER CABLE.
Step 3: PUT PIN "B" ON CENTER CONDUCTOR
AND CRIMP IN "Y".



Step 4: LOOSEN BRAIDING AND SLIDE CONNECTOR
"C" IN PLACE.



Step 5: SLIDE FERRULE "A" TOWARDS THE
CONNECTOR "C" AND CRIMP.