



240W Three Phase Industrial DIN RAIL Power Supply

DRT-240 series



■ Features :

- Three-Phase AC 340 ~ 550V wide range input
- High efficiency 89% and low dissipation
- Protections: Short circuit / Overload / Over voltage / Over temperature
- Cooling by free air convection
- Built-in constant current limiting circuit
- Can be installed on DIN rail TS-35/7.5 or 15
- UL 508(industrial control equipment)approved
- EN61000-6-2(EN50082-2) industrial immunity level
- 100% full load burn-in test
- Fixed switching frequency at 70KHz
- 3 years warranty



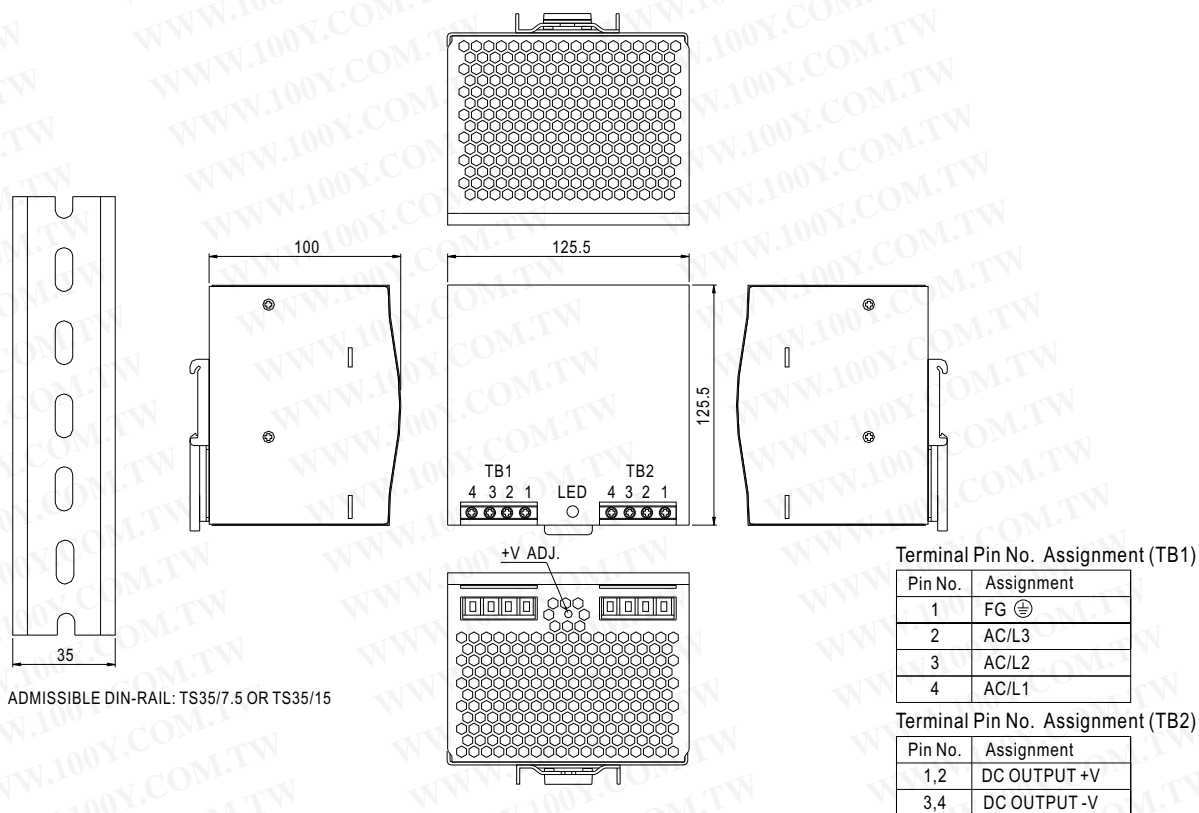
SPECIFICATION

MODEL	DRT-240-24	DRT-240-48
OUTPUT	DC VOLTAGE	24V
	RATED CURRENT	10A
	CURRENT RANGE	0 ~ 10A
	RATED POWER	240W
	RIPPLE & NOISE (max.) Note.2	80mVp-p
	VOLTAGE ADJ. RANGE	24 ~ 28V
	VOLTAGE TOLERANCE Note.3	±1.0%
	LINE REGULATION	±0.5%
	LOAD REGULATION	±0.5%
INPUT	SETUP, RISE, HOLD UP TIME	1200ms, 40ms, 20ms/400VAC 800ms, 40ms, 40ms/500VAC at full load
	VOLTAGE RANGE	Three-Phase 340 ~ 550VAC 480 ~ 780VDC
	FREQUENCY RANGE	47 ~ 63Hz
	EFFICIENCY (Typ.)	89%
	AC CURRENT	0.95A/400VAC 0.75A/500VAC
	INRUSH CURRENT (max.)	COLD START 50A
PROTECTION	LEAKAGE CURRENT	<3.5mA / 530VAC
	OVERLOAD	105 ~ 150% rated output power Protection type : Constant current limiting, recovers automatically after fault condition is removed
	OVER VOLTAGE	30 ~ 36V 59 ~ 66V Protection type : Shut down o/p voltage, re-power on to recover
	OVER TEMPERATURE	100°C ±5°C (TSW) detect on heatsink of power switch Protection type : Shut down o/p voltage, recovers automatically after temperature goes down
ENVIRONMENT	WORKING TEMP.	-20 ~ +70°C (Refer to output load derating curve)
	WORKING HUMIDITY	20 ~ 90% RH non-condensing
	STORAGE TEMP., HUMIDITY	-40 ~ +85°C, 10 ~ 95% RH
	TEMP. COEFFICIENT	±0.03%/°C (0 ~ 50°C)
SAFETY & EMC (Note 4)	VIBRATION	10 ~ 500Hz, 2G 10min./1cycle, 60min. each along X, Y, Z axes
	SAFETY STANDARDS	UL508, UL60950-1, TUV EN60950-1 approved
	WITHSTAND VOLTAGE	I/P-O/P:3KVAC I/P-FG:1.5KVAC O/P-FG:0.5KVAC
	ISOLATION RESISTANCE	I/P-O/P, I/P-FG, O/P-FG:100M Ohms/500VDC
	EMI CONDUCTION & RADIATION	Compliance to EN55011 (CISPR11), EN55022 (CISPR22), EN61204-3 Class B
OTHERS	EMS IMMUNITY	Compliance to EN61000-4-2,3,4,5,6,8,11, ENV50204, EN61204-3, EN61000-6-2 (EN50082-2), heavy industry level, criteria A
	MTBF	114.6Khrs min. MIL-HDBK-217F (25°C)
	DIMENSION	125.5*125.2*100mm (W*H*D)
	PACKING	1.3Kg; 12pcs/16.6Kg/1.29CUFT
NOTE	<ol style="list-style-type: none">1. All parameters NOT specially mentioned are measured at 400VAC input, rated load and 25°C of ambient temperature.2. Ripple & noise are measured at 20MHz of bandwidth by using a 12" twisted pair-wire terminated with a 0.1uF & 47uF parallel capacitor.3. Tolerance : includes set up tolerance, line regulation and load regulation.4. The power supply is considered a component which will be installed into a final equipment. The final equipment must be re-confirmed that it still meets EMC directives.5. Dual phase operation: derating of 20% is required.	

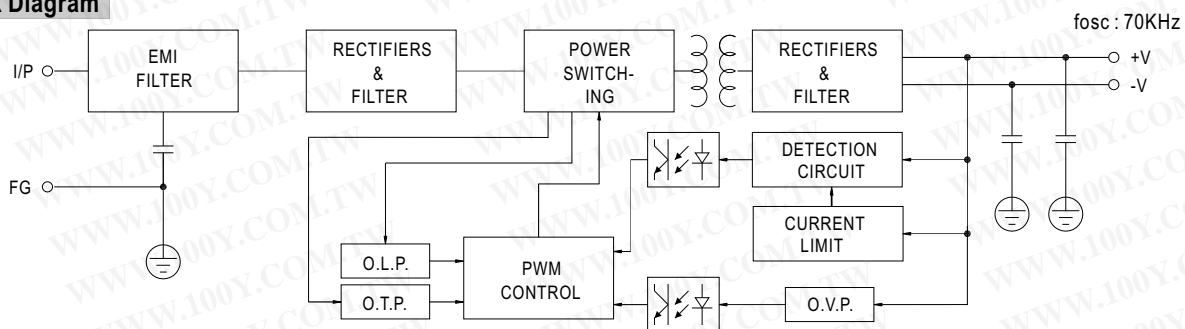
勝特力材料 886-3-5753170
勝特力电子(上海) 86-21-54151736
勝特力电子(深圳) 86-755-83298787
[Http://www.100y.com.tw](http://www.100y.com.tw)

Case No. 922A Unit:mm

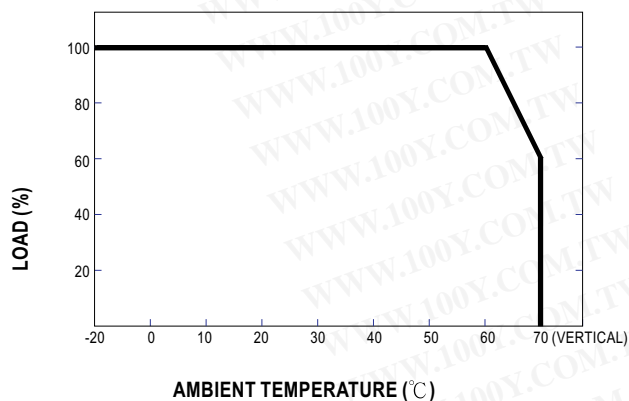
Mechanical Specification



Block Diagram



Derating Curve



Static Characteristics

