
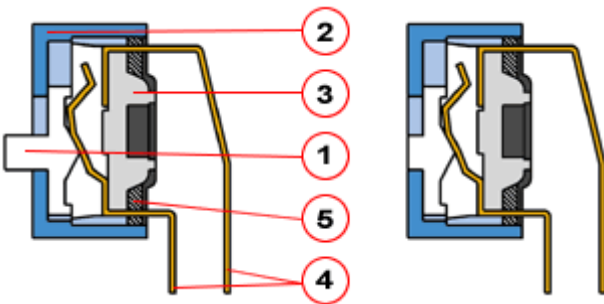


**RA** Series Right Angle Type Dip Switch



**RA CONSTRUCTION**



1. Terminal plating by gold gives excellent results when soldering.
2. RA series (raised actuator)
3. Low contact resistance, and self-clean on contact area.
4. Double contacts offer high reliability.
5. All materials are UL94V-0 grade fire retardant plastics.

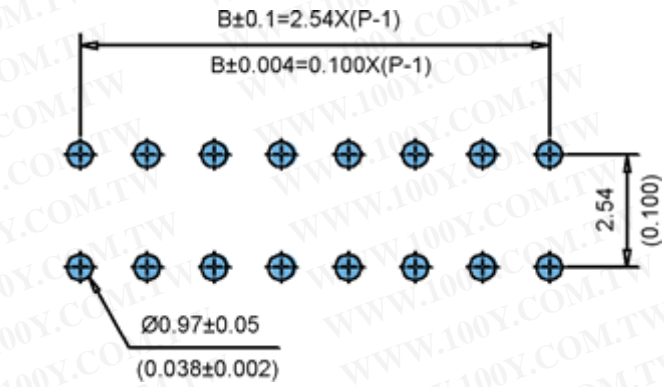
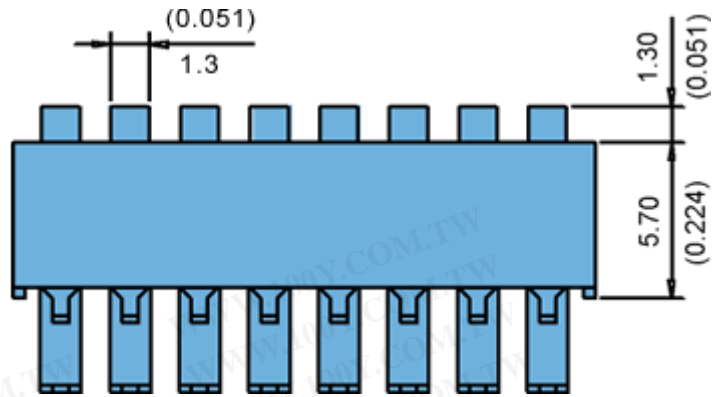
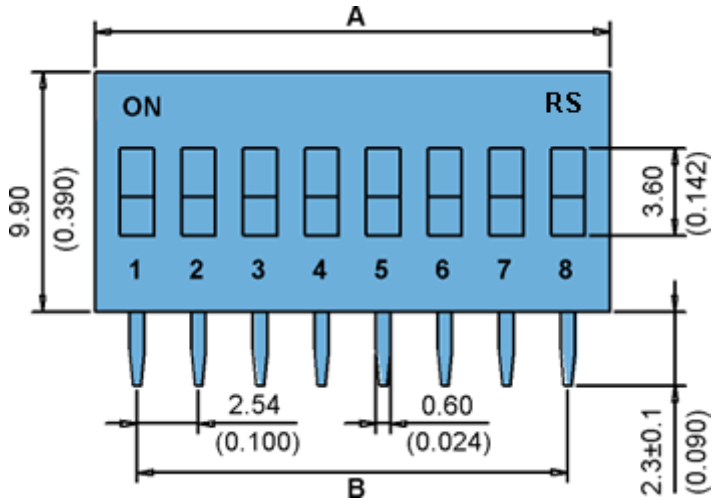
ITEM	Description	Materials	Treatment
1	Actuator	UL94V-0 PBT Thermoplastic	White
2	Cover	UL94V-0 PBT Thermoplastic	Blue, Red, Black
3	Base	UL94V-0 PBT Thermoplastic	Black
4	Terminal	Phosphor bronze	Gold Plating
5	Potting	Epoxy	Black

**MODEL**

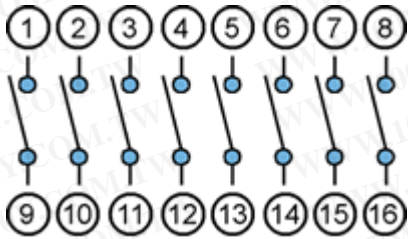
PROD NO.	NO. OF POS	DIM A	
RA-02	02	6.08	0.239
RA-03	03	8.92	0.351
RA-04	04	11.16	0.439
RA-05	05	13.70	0.539
RA-06	06	16.24	0.639
RA-07	07	19.08	0.751
RA-08	08	21.32	0.839
RA-09	09	24.16	0.951
RA-10	10	26.40	1.039
RA-12	12	31.48	1.239

**HOW TO ORDER**

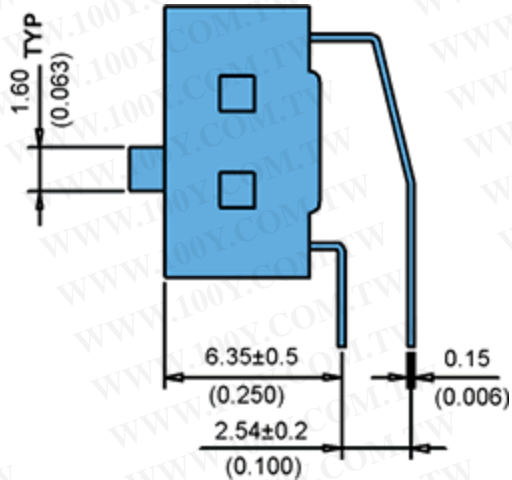
**P.C.B. LAYOUT**



**CIRCUIT DIAGRAM**



**TERMINAL TYPE**



**SPECIFICATION**


**ELECTRICAL**

Electrical life: 2000 operation cycles per switch 24VDC, 25mA.  
Non-Switching Rating: 100mA, 50 VDC  
Switching Rating: 25mA, 24VCD.  
Contact resistance: (a) 50m ohm max. at initial  
(b) 100m ohm max. after life test.  
Insulation resistance: 100M ohm min. (at 500VDC)  
Dielectric Strength: 500VAC/1 minute.  
Capacitance: 5pF max.  
Circuit: Single pole single throw.

**MECHANICAL**

Mechanical life: 2000 operations per cycle switch  
Operation Force: 800gf max.  
Stroke: 2.0mm  
Operation Temp: -25 °C to +70 °C  
Storage Temp: -40 °C to +85 °C  
Vibration Test: MIL-STD-202F METHOD 201A  
Frequency: 10-55-10Hz/1 min  
Directions: X, Y, Z, three mutually perpendicular directions.  
Time: 2 hours each direction.  
High reliability.

Shock Test: MIL-STD-202F METHOD 213B.



#### CONDITION A

GRAVITY: 50G (peak value), 11 m/sec.

Direction and times: 6 sides and three times in each direction. High reliability.

#### SOLDERING AND CLEANING PROCESSES

For best results, please follow these recommendations: Keep all switch contacts in their "OFF" position for all operations.

WAVE SOLDERING: Recommended solder temperature at 500 F (260 C) max. 5 seconds.

HAND SOLDERING: Use a soldering iron of 30 watts, controlled at 608 F(320 °C) approximately 2 seconds while applying solder.

CLEANING PROCESS: Flux clean using force rinse, high agitation or triple bath cleaning method. Freon TF or TE give excellent results. When vapor methods are used, do not subject the switch to solvents at temperatures above 125 F (51 °C).

勝特力材料 886-3-5753170  
 勝特力电子(上海) 86-21-54151736  
 勝特力电子(深圳) 86-755-83298787  
[Http://www.100y.com.tw](http://www.100y.com.tw)

**Example:** RA-08-B-T is a right angle type Dip Switch, Raised Actuator, 8 position with Top tape sealed.

**PACKING** All DIP switches are shipped in standard IC tubes with all poles in "OFF" position.