TRANSYS ELECTRONICS LIMITED

SBL3030CT - SBL3060CT

30A SCHOTTKY BARRIER RECTIFIER

Features

- Schottky Barrier Chip
- Guard Ring Die Construction for Transient Protection
- Low Power Loss, High Efficiency
- High Surge Capability
- High Current Capability and Low Forward Voltage Drop
- For Use in Low Voltage, High Frequency Inverters, Free Wheeling, and Polarity Protection Applications
- Plastic Material: UL Flammability Classification Rating 94V-0

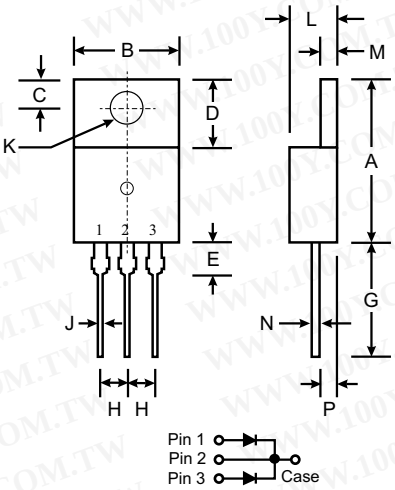

TO-220AB		
Dim	**Min**	**Max**
A	14.22	15.88
B	9.65	10.67
C	2.54	3.43
D	5.84	6.86
E	□	6.35
G	12.70	14.73
H	2.29	2.79
J	0.51	1.14
K	3.53 □	4.09 □
L	3.56	4.83
M	1.14	1.40
N	0.30	0.64
P	2.03	2.92
All Dimensions in mm		

Mechanical Data

- Case: Molded Plastic
- Terminals: Plated Leads Solderable per MIL-STD-202, Method 208
- Polarity: As Marked on Body
- Weight: 2.24 grams (approx.)
- Mounting Position: Any
- Marking: Type Number

Maximum Ratings and Electrical Characteristics

@ T_A = 25 □C unless otherwise specified

Single phase, half wave, 60Hz, resistive or inductive load.
For capacitive load, derate current by 20%.

Characteristic	Symbol	SBL 3030CT	SBL 3040CT	SBL 3045CT	SBL 3050CT	SBL 3060CT	Unit
Peak Repetitive Reverse Voltage Working Peak Reverse Voltage DC Blocking Voltage	V_{RRM} V_{RWM} V_R	30	40	45	50	60	V
RMS Reverse Voltage	$V_{R(RMS)}$	21	28	32	35	42	V
Average Rectified Output Current (Note 1) @ T_C = 100 □C	I_O	30					A
Non-Repetitive Peak Forward Surge Current 8.3ms single half sine-wave superimposed on rated load (JEDEC Method)	I_{FSM}	250					A
Forward Voltage Drop @ I_F = 15A, T_C = 25 □C	V_{FM}	0.55			0.70		V
Peak Reverse Current @T_C = 25 □C at Rated DC Blocking Voltage @ T_C = 100 □C	I_{RM}	1.0 75					mA
Typical Junction Capacitance (Note 2)	C_j	420					pF
Typical Thermal Resistance Junction to Case (Note 1)	$R_{\theta JC}$	2.5					□C/W
Operating and Storage Temperature Range	T_j, T_{STG}	-65 to +150					□C

Notes: 1. Thermal resistance junction to case mounted on heatsink.
2. Measured at 1.0MHz and Applied Reverse Voltage of 4.0V DC.

勝 特 力 材 料 886-3-5753170
胜特力电子(上海) 86-21-54151736
胜特力电子(深圳) 86-755-83298787
Http://www.100y.com.tw

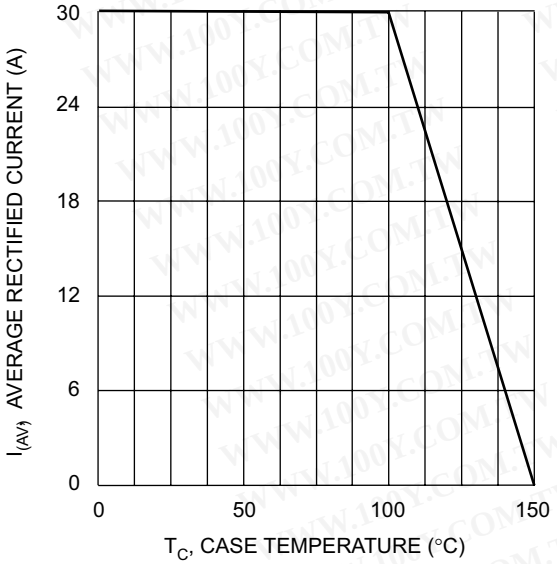

Fig. 1 Forward Derating Curve

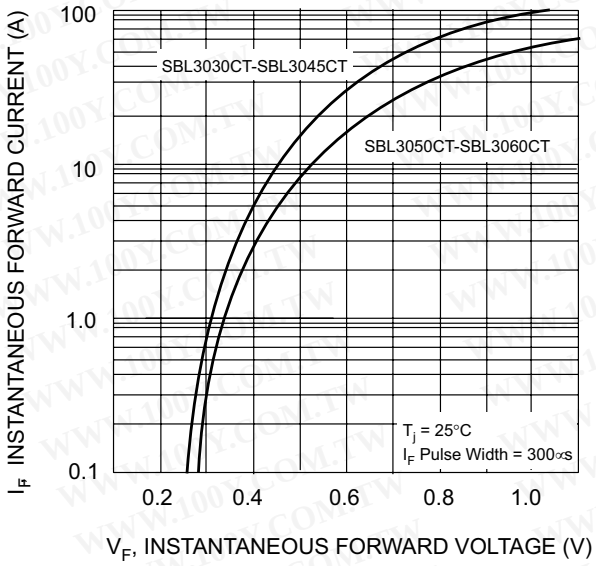

Fig. 2 Typical Forward Characteristics

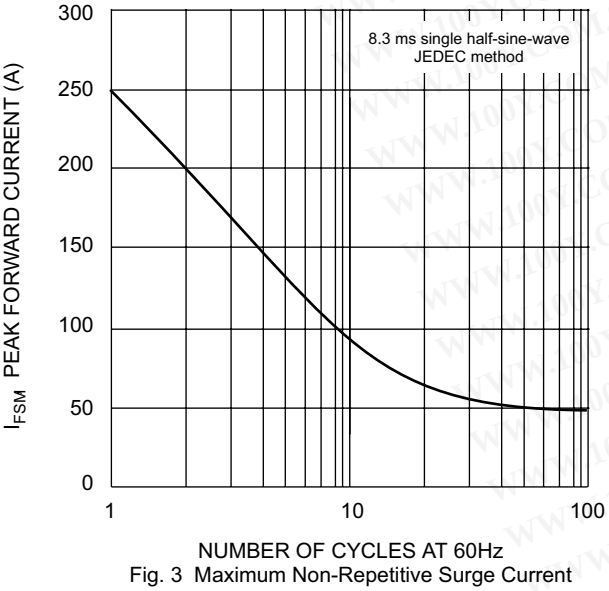

Fig. 3 Maximum Non-Repetitive Surge Current

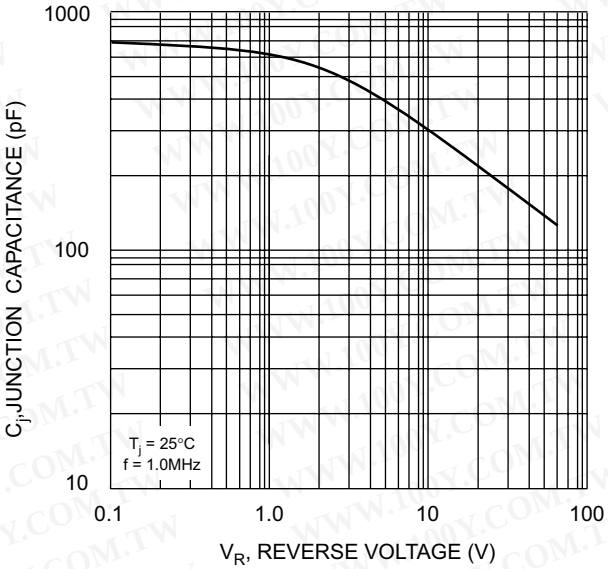

Fig. 4 Typical Junction Capacitance

勝 特 力 材 料 886-3-5753170
胜特力电子(上海) 86-21-54151736
胜特力电子(深圳) 86-755-83298787
Http://www.100y.com.tw