

勝特力材料 886-3-5753170
 勝特力电子(上海) 86-21-54151736
 勝特力电子(深圳) 86-755-83298787
[Http://www.100y.com.tw](http://www.100y.com.tw)

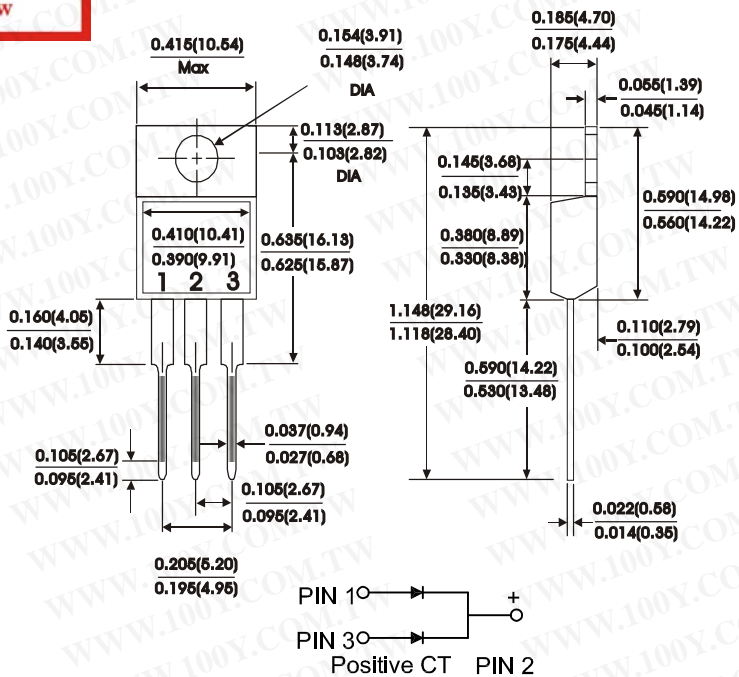
FEATURES:

- Plastic package Underwriters Laboratory Flammability Classification 94V-0
- Dual rectifier construction, positive center tap
- Metal silicon junction Majority carrier conduction
- Low power loss, high efficiency
- High current capability, low forward voltage drop
- High temperature soldering guaranteed: 250°C/10 seconds, 0.25"(6.35mm) from case

MECHANICAL DATA

Case : JEDEC TO-220AB molded plastic
 Terminals : Leads solderable per MIL-STD-750 Method 2026
 Polarity : As marked
 Mounting Postition : Any
 Mounting Torque 5 in - lbs. max
 Weight : 0.08 ounce, 2.24 grams

TO-220 AB



Dimensions in inches and (millimeters)

MAXIMUM RATINGS AND ELECTRICAL CHARACTERISTICS

Rating at 25° C ambient temperature unless otherwise specified.
 Single phase half wave, 60 Hz resistive or inductive load.
 For capacitive load, derate current by 20%.

Characteristic	Symbol	SR	SR	SR	SR	SR	SR	SR	Units
		15H20CT	15H30CT	15H35CT	15H40CT	15H45CT	15H50CT	15H60CT	
Maximum recurrent peak reverse voltage	V _{RRM}	20	30	35	40	45	50	60	Volts
Maximum RMS voltage	V _{RMS}	14	21	25	28	32	35	42	Volts
Maximum DC blocking voltage	V _{DC}	20	30	35	40	45	50	60	Volts
Maximum average forward rectified current at See figure 1	I _O	15							Amps
Peak forward surge current 8.3ms single half sine-wave superimposed on rated load (JEDEC Method)(Per leg)	I _{FSM}	150							Amps
Maximum instantaneous forward voltage (Per leg)(NOTE 2) IF=7.5A	V _F	0.63					0.73		Volts
Maximum instantaneous reverse current at rated DC blocking voltage (Per leg)(NOTE 2) Tc=25°C Tc=125°C	I _R	50					10		µA mA
Typical thermal resistance(Per leg)(NOTE 1)	R _{th-JC}	3.0							°C/W
Operating temperature range	T _J	-65to+175							°C
Storage temperature range	T _{Stg}	-65to+175							°C

NOTES:
 (1) Thermal resistance from junction to case
 (2) Pulse test : 300 us pulse width, 1% duty cycle
 (3) Marking : SR15H20CT = SRI5H20 (Without Marking "CT")
 Symbol Marking

RATINGS AND CHARACTERISTIC CURVES SR15H20CT THRU SR15H60CT

FIG.1 - TYPICAL FORWARD CURRENT DERATING CURVE

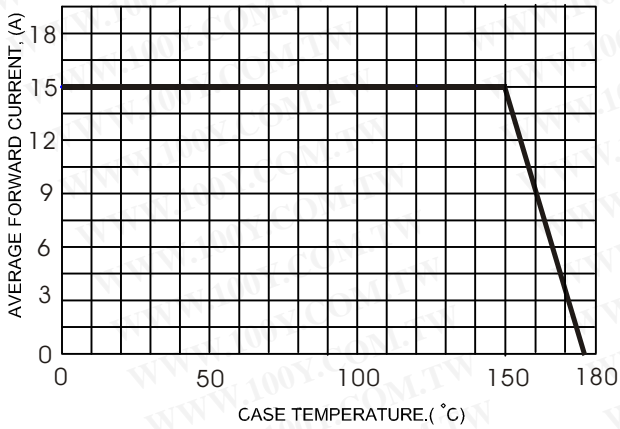
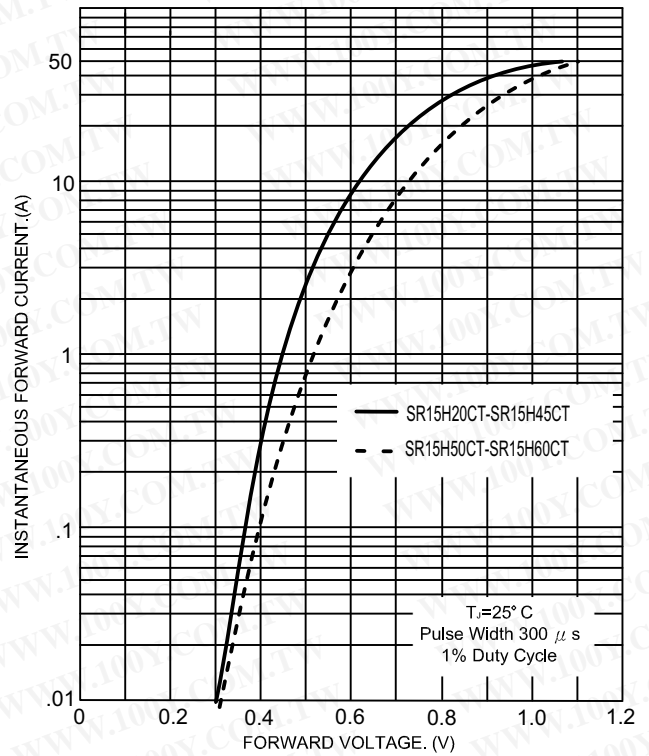


FIG.2 - TYPICAL FORWARD CHARACTERISTICS



勝特力材料 886-3-5753170
勝特力电子(上海) 86-21-54151736
勝特力电子(深圳) 86-755-83298787
[Http://www.100y.com.tw](http://www.100y.com.tw)

FIG.3 - MAXIMUM NON-REPETITIVE FORWARD SURGE CURRENT

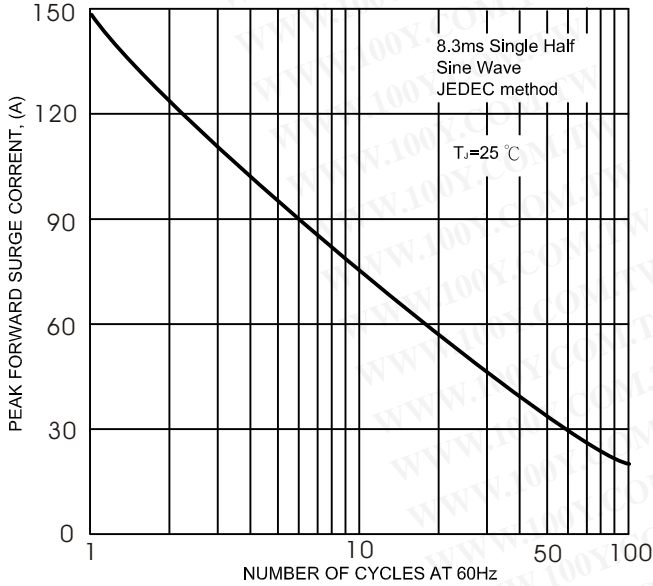


FIG.5- TYPICAL REVERSE CHARACTERISTICS

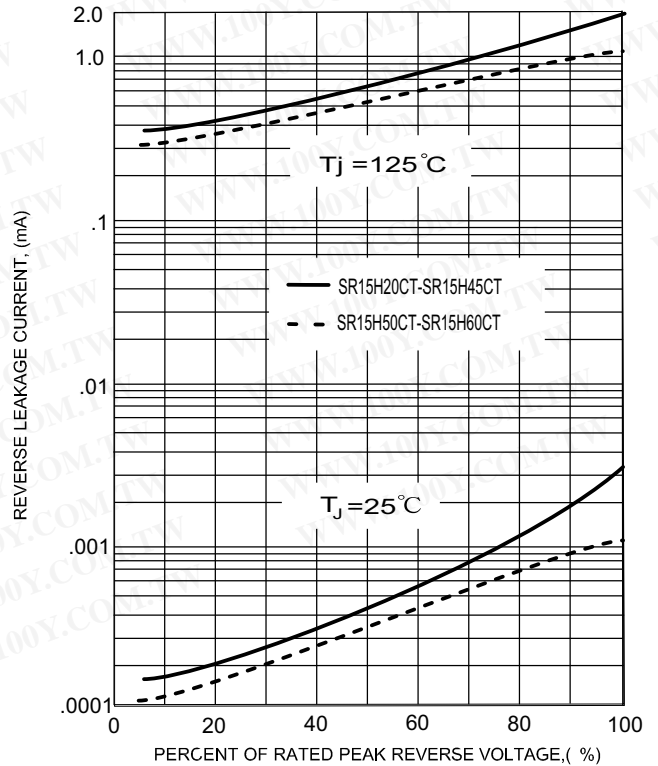


FIG.4- TYPICAL JUNCTION CAPACITANCE

