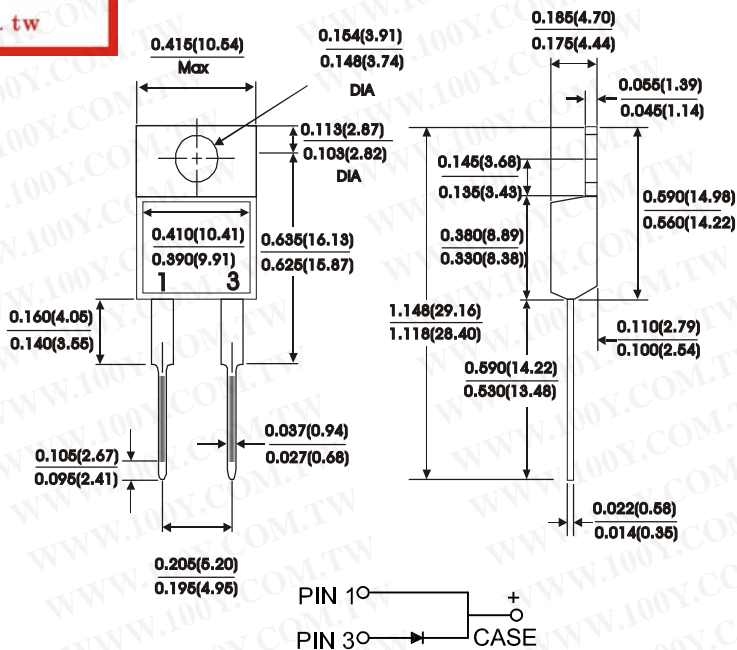


勝特力材料 886-3-5753170  
 勝特力电子(上海) 86-21-54151736  
 勝特力电子(深圳) 86-755-83298787  
[Http://www.100y.com.tw](http://www.100y.com.tw)

FEATURES:

- Plastic package Underwriters Laboratory Flammability Classification 94V-0
- Metal silicon junction Majority carrier conduction
- Low power loss, high efficiency
- High current capability, low forward voltage drop
- High temperature soldering guaranteed: 250°C/10 seconds, 0.25"(6.35mm) from case

TO-220 AC



MECHANICAL DATA

Case : JEDEC TO-220AC molded plastic  
 Terminals : Leads solderable per MIL-STD-750 Method 2026  
 Polarity : As marked  
 Mounting Postition : Any  
 Mounting Torque 5 in - lbs. max  
 Weight : 0.08 ounce, 2.24 grams

Dimensions in inches and (millimeters)

MAXIMUM RATINGS AND ELECTRICAL CHARACTERISTICS

Rating at 25° C ambient temperature unless otherwise specified.  
 Single phase half wave, 60 Hz resistive or inductive load.  
 For capacitive load, derate current by 20%.

Characteristic	Symbol	SR1620	SR1630	SR1635	SR1640	SR1645	SR1650	SR1660	Units
Maximum recurrent peak reverse voltage	$V_{RRM}$	20	30	35	40	45	50	60	Volts
Maximum RMS voltage	$V_{RMS}$	14	21	25	28	32	35	42	Volts
Maximum DC blocking voltage	$V_{DC}$	20	30	35	40	45	50	60	Volts
Maximum average forward rectified current at $T_c = 125^\circ C$	$I_o$	16							Amps
Peak forward surge current 8.3ms single half sine-wave superimposed on rated load (JEDEC Method)	$I_{FSM}$	150							Amps
Maximum instantaneous forward voltage (NOTE 2) $I_F = 16A$	$V_F$	0.63					0.75		Volts
Maximum instantaneous reverse current at rated DC blocking voltage (NOTE 2) $T_c = 25^\circ C$ $T_c = 125^\circ C$	$I_R$	0.5					1.0		mA
Typical thermal resistance (NOTE 1)	$R_{th-JC}$	1.5							°C/W
Operating temperature range	$T_J$	-65to +150							°C
Storage temperature range	$T_{Stg}$	-65to +175							°C

NOTES:  
 (1) Thermal resistance from junction to case  
 (2) Pulse test : 300 us pulse width, 1% duty cycle

# RATINGS AND CHARACTERISTIC CURVES SR1620 THRU SR1660

FIG.1 - TYPICAL FORWARD CURRENT DERATING CURVE

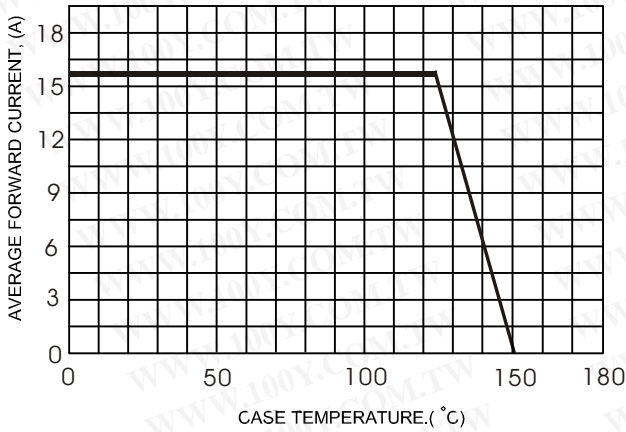
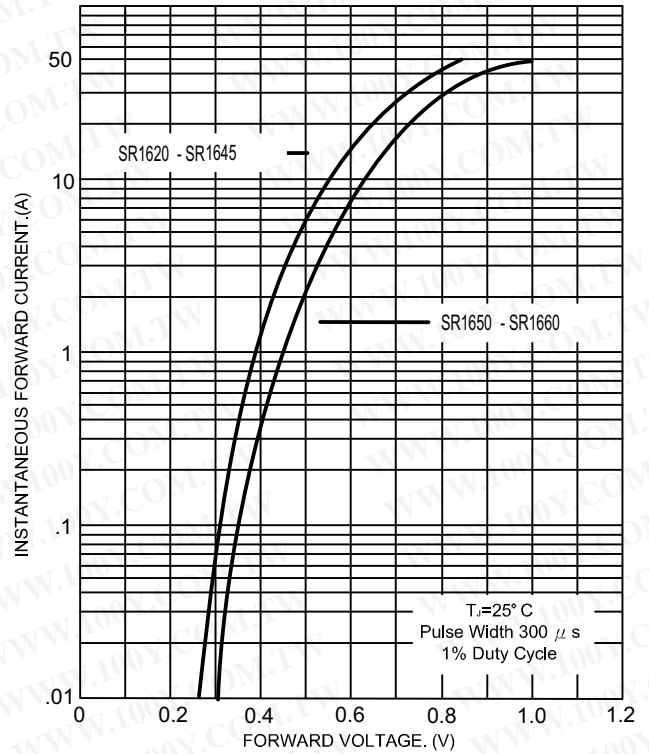


FIG.2 - TYPICAL FORWARD CHARACTERISTICS



勝特力材料 886-3-5753170  
 勝特力电子(上海) 86-21-54151736  
 勝特力电子(深圳) 86-755-83298787  
[Http://www.100y.com.tw](http://www.100y.com.tw)

FIG.3 - MAXIMUM NON-REPETITIVE FORWARD SURGE CURRENT

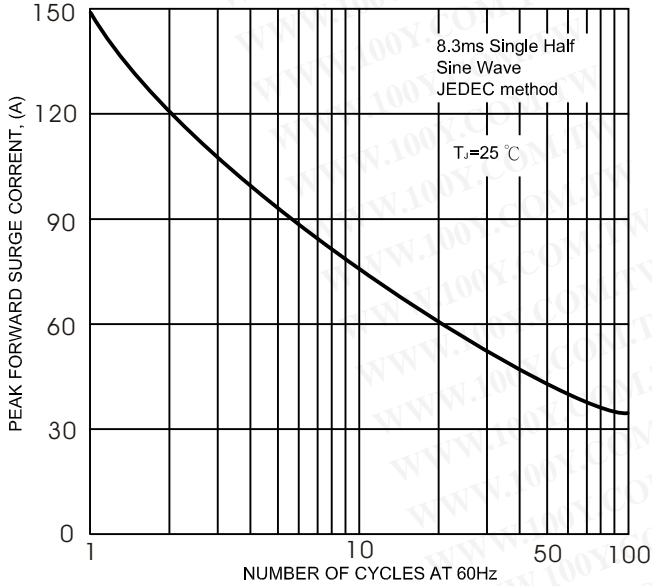


FIG.5- TYPICAL REVERSE CHARACTERISTICS

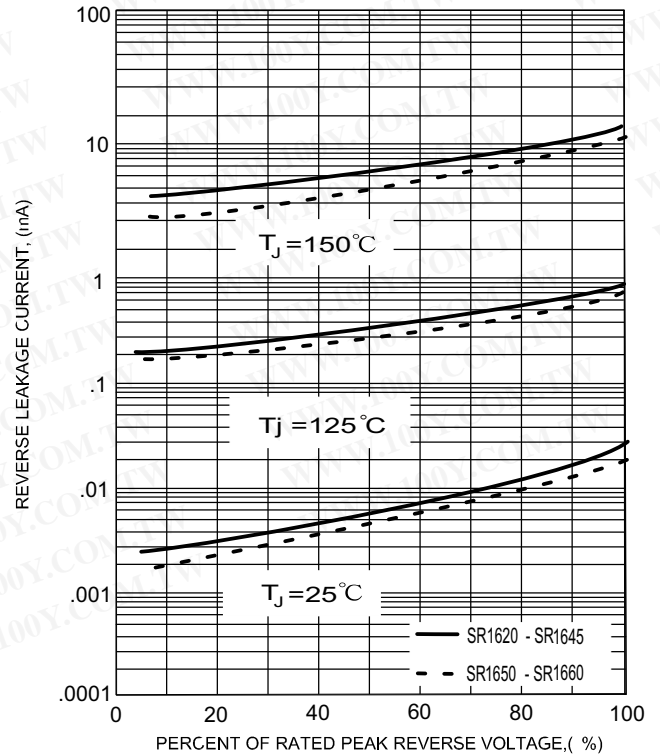


FIG.4- TYPICAL JUNCTION CAPACITANCE

