

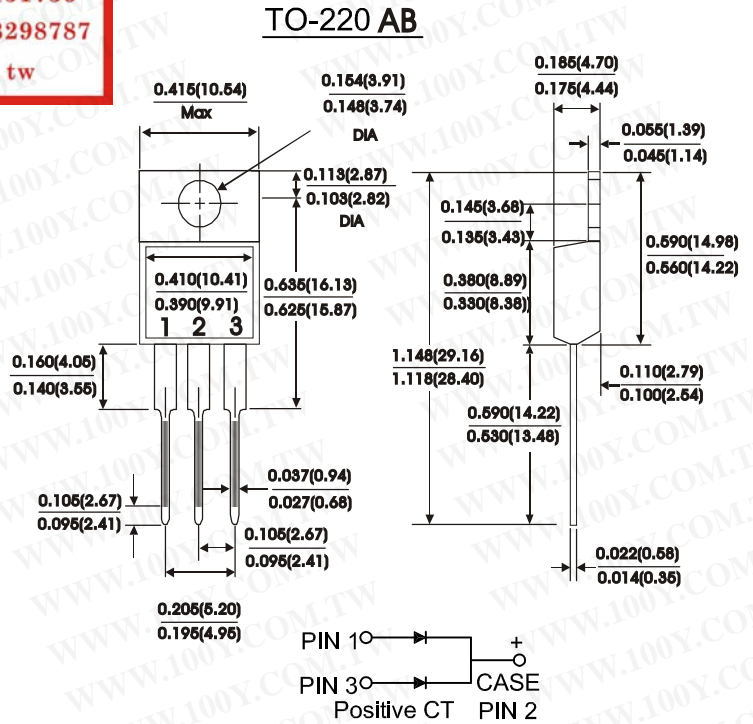
勝特力材料 886-3-5753170  
 勝特力电子(上海) 86-21-54151736  
 勝特力电子(深圳) 86-755-83298787  
[Http://www.100y.com.tw](http://www.100y.com.tw)

**FEATURES:**

- Plastic package Underwriters Laboratory Flammability Classification 94V-0
- Dual rectifier construction, positive centertap
- Metal silicon junction Majority carrier conduction
- Low power loss, high efficiency
- High current capability, low forward voltage drop
- High temperature soldering guaranteed: 250°C/10 seconds, 0.25"(6.35mm) from case

**MECHANICAL DATA**

Case : JEDEC TO-220AB molded plastic  
 Terminals : Leads solderable per MIL-STD-750 Method 2026  
 Polarity : As marked  
 Mounting Postition : Any  
 Mounting Torque 5 in - lbs. max  
 Weight : 0.08 ounce, 2.24 grams



Dimensions in inches and (millimeters)

**MAXIMUM RATINGS AND ELECTRICAL CHARACTERISTICS**

Rating at 25° C ambient temperature unless otherwise specified.  
 Single phase half wave, 60 Hz resistive or inductive load.  
 For capacitive load, derate current by 20%.

Characteristic	Symbol	SR 2020CT	SR 2030CT	SR 2035CT	SR 2040CT	SR 2045CT	SR 2050CT	SR 2060CT	Units
Maximum recurrent peak reverse voltage	V <sub>RRM</sub>	20	30	35	40	45	50	60	Volts
Maximum RMS voltage	V <sub>RMS</sub>	14	21	25	28	32	35	42	Volts
Maximum DC blocking voltage	V <sub>DC</sub>	20	30	35	40	45	50	60	Volts
Maximum average forward rectified current at TC=125°C	I <sub>O</sub>	20							Amps
Peak forward surge current 8.3ms single half sine-wave superimposed on rated load (JEDEC Method)(Per leg)	I <sub>FSM</sub>	150							Amps
Maximum instantaneous forward voltage (Per leg)(NOTE 2) IF=10A	V <sub>F</sub>	0.63					0.71		Volts
Maximum instantaneous reverse current at rated DC blocking voltage(Per leg)(NOTE 2) Tc=25°C Tc=125°C	I <sub>R</sub>	0.5					50		mA
Typical thermal resistance (Per leg)(NOTE 1)	R <sub>th-JC</sub>	2.0							°C/W
Operating temperature range	T <sub>J</sub>	-65to+150							°C
Storage temperature range	T <sub>Stg</sub>	-65to+175							°C

NOTES:  
 (1) Thermal resistance from junction to case  
 (2) Pulse test : 300 us pulse width, 1% duty cycle  
 (3) Marking : SR2020CT = SR2020 (Without Marking "CT")  
                   Symbol        Marking

# RATINGS AND CHARACTERISTIC CURVES SR2020CT THRU SR2060CT

FIG.1 - TYPICAL FORWARD CURRENT DERATING CURVE

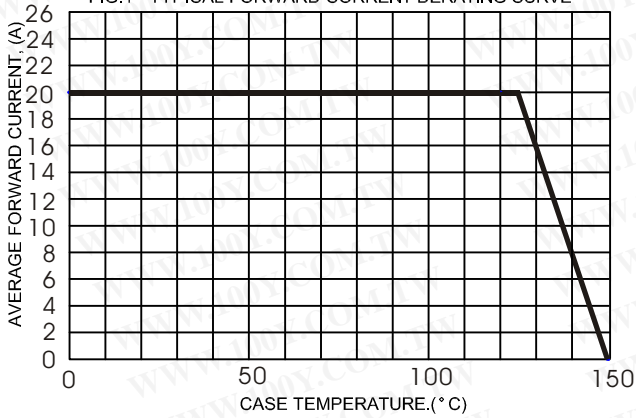
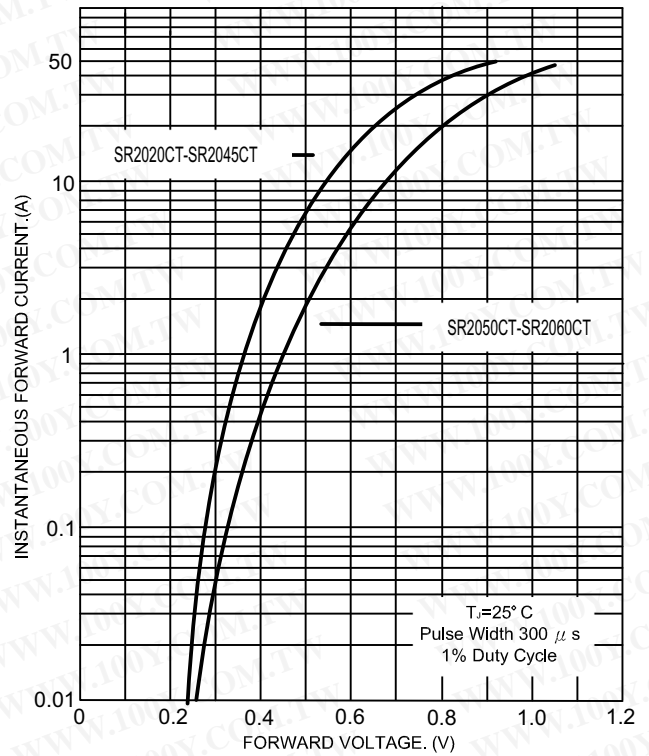


FIG.2 - TYPICAL FORWARD CHARACTERISTICS



勝特力材料 886-3-5753170  
 勝特力电子(上海) 86-21-54151736  
 勝特力电子(深圳) 86-755-83298787  
[Http://www.100y.com.tw](http://www.100y.com.tw)

FIG.3 - MAXIMUM NON-REPETITIVE FORWARD SURGE CURRENT

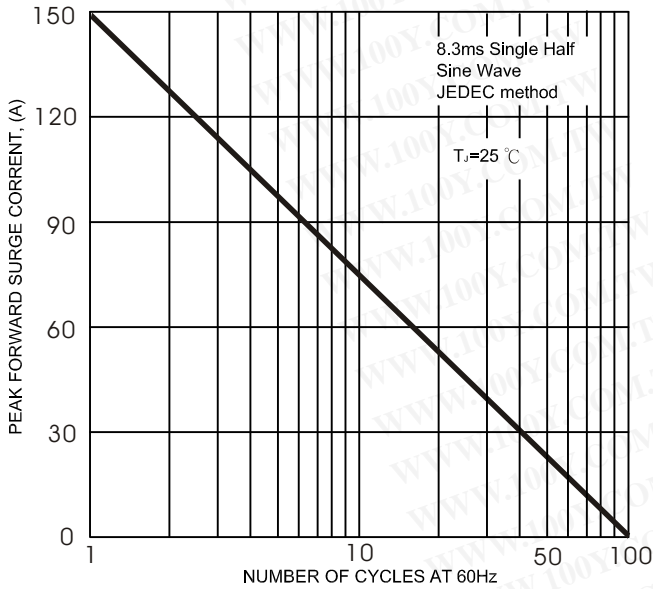


FIG.5- TYPICAL REVERSE CHARACTERISTICS

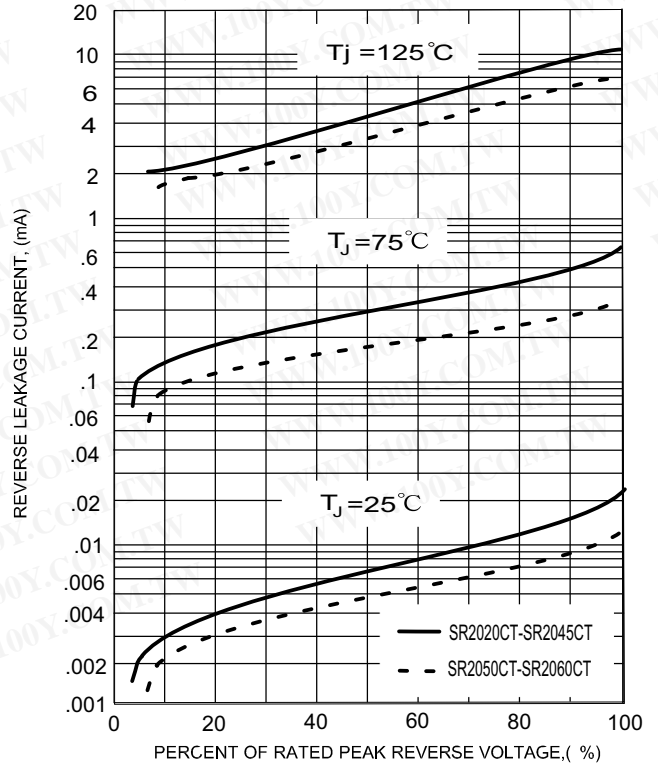


FIG.4- TYPICAL JUNCTION CAPACITANCE

