

SRL2020CT THUR SRL2040CT

SCHOTTKY BARRIER RECTIFIERS

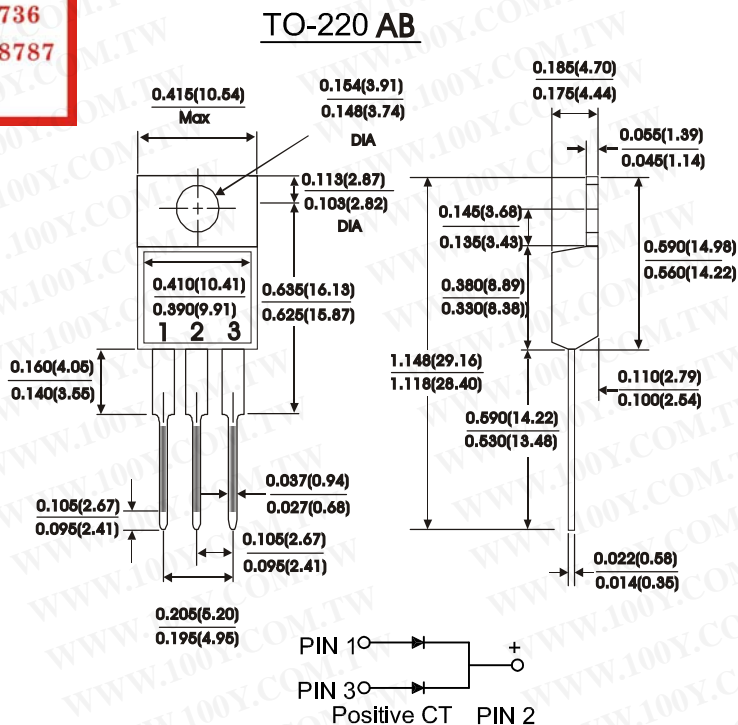
勝特力材料 886-3-5753170
 勝特力电子(上海) 86-21-54151736
 勝特力电子(深圳) 86-755-83298787
[Http://www.100y.com.tw](http://www.100y.com.tw)

FEATURES:

- Plastic package Underwriters Laboratory Flammability Classification 94V-0
- Dual rectifier construction, positive center tap
- Metal silicon junction Majority carrier conduction
- Low power loss, high efficiency
- High current capability, low forward voltage drop
- High temperature soldering guaranteed: 250°C/10 seconds, 0.25"(6.35mm) from case

MECHANICAL DATA

Case : JEDEC TO-220AB molded plastic
 Terminals : Leads solderable per MIL-STD-750 Method 2026
 Polarity : As marked
 Mounting Postition : Any
 Mounting Torque 5 in - lbs. max
 Weight : 0.08 ounce, 2.24 grams



MAXIMUM RATINGS AND ELECTRICAL CHARACTERISTICS

Rating at 25° C ambient temperature unless otherwise specified.
 Single phase half wave, 60 Hz resistive or inductive load.
 For capacitive load, derate current by 20%.

Characteristic	Symbol	SRL2020CT	SRL2030CT	SRL2040CT	Units
Maximum recurrent peak reverse voltage	V_{RRM}	20	30	40	Volts
Maximum RMS voltage	V_{RMS}	14	21	28	Volts
Maximum DC blocking voltage	V_{DC}	20	30	40	Volts
Maximum average forward rectified current at $T_c = 105^\circ C$	I_o	20			Amps
Peak forward surge current 8.3ms single half sine-wave superimposed on rated load (JEDEC Method)(Per leg)	I_{FSM}	175			Amps
Maximum instantaneous forward voltage (Per leg)(NOTE 2) $I_F = 10A$	V_F	0.60			Volts
Maximum instantaneous reverse current at rated DC blocking voltage (Per leg)(NOTE 2) $T_c = 25^\circ C$ $T_c = 100^\circ C$	I_R	1.0 50			mA
Typical thermal resistance (Per leg)(NOTE 1)	R_{th-JC}	2.0			$^\circ C/W$
Operating temperature range	T_J	-40to+125			$^\circ C$
Storage temperature range	T_{Stg}	-40to+125			$^\circ C$

NOTES:
 (1) Thermal resistance from junction to case
 (2) Pulse test : 300 us pulse width, 1% duty cycle
 (3) Marking : $\frac{SRL2020CT}{Symbol \quad Marking} = \frac{SRL2020}{Marking}$ (Without Marking "CT")

RATINGS AND CHARACTERISTIC CURVES SRL2020CT THRU SRL2040CT

FIG.1 - TYPICAL FORWARD CURRENT DERATING CURVE

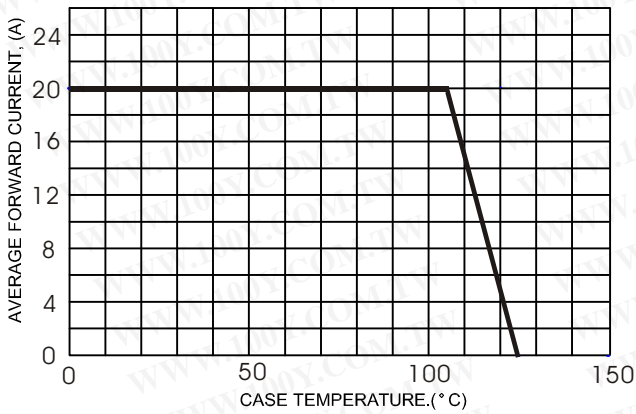
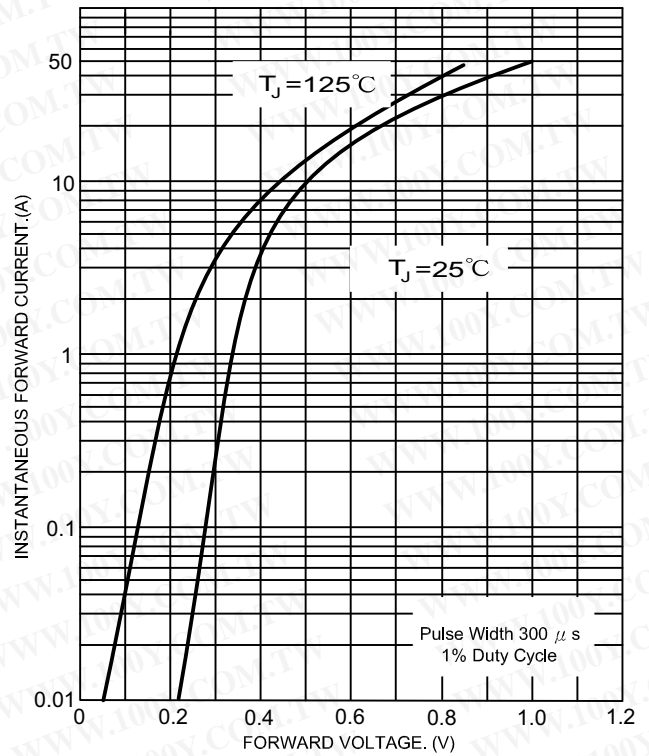


FIG.2 - TYPICAL FORWARD CHARACTERISTICS



勝特力材料 886-3-5753170
勝特力电子(上海) 86-21-54151736
勝特力电子(深圳) 86-755-83298787
[Http://www.100y.com.tw](http://www.100y.com.tw)

FIG.3 - MAXIMUM NON-REPETITIVE FORWARD SURGE CURRENT

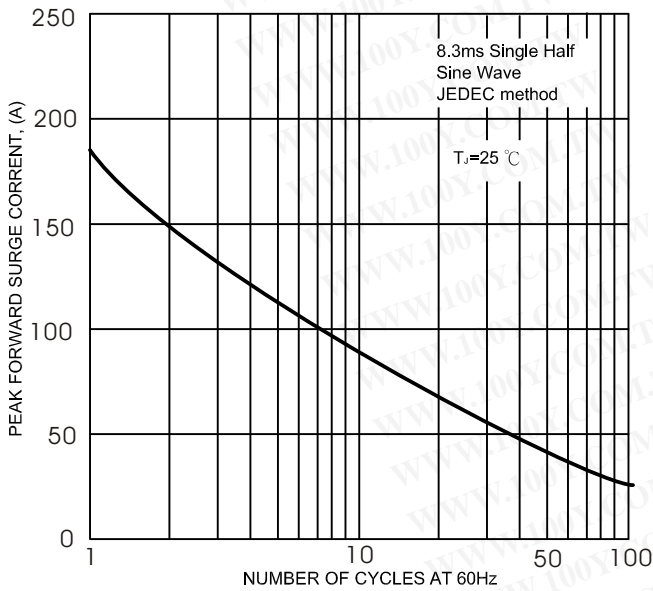


FIG.5- TYPICAL REVERSE CHARACTERISTICS

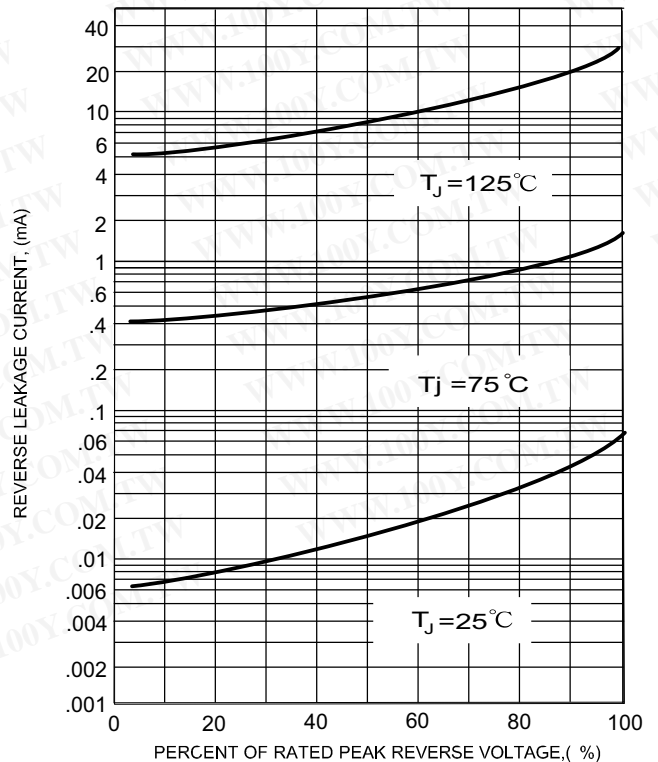


FIG.4- TYPICAL JUNCTION CAPACITANCE

