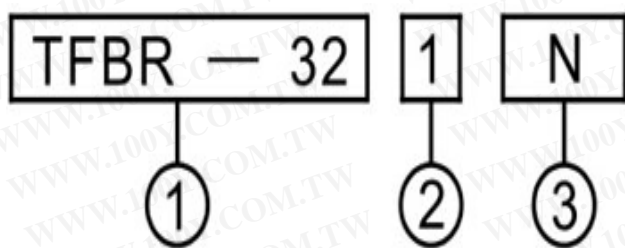


Features

- 1.The fuse box can be mounted in TBR-N rail or panel directly.
- 2.Cabling range from 1.5mm²~8mm².
- 3.Make sure power has been cut off before change fuse.The indicator lamp will turn on when power is off.

Model Designation



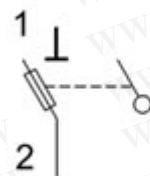
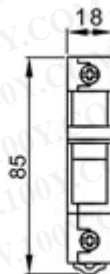
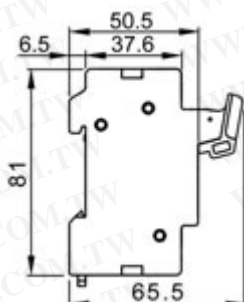
Designation	Singal	Description
1.Mounting hole	TFBR	Din rail mounted fuse box
2.No. of pole	321	1-POLE
	322	2-POLE
	323	3-POLE
3.Indicator lamp	N2	110~220VAC
	N3	380~440VAC
	None	None

Specification

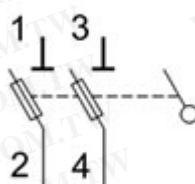
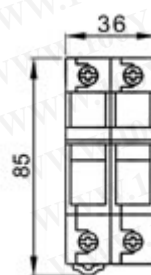
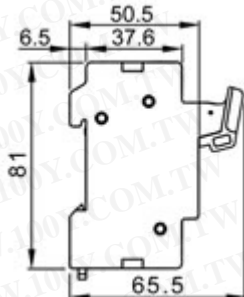
Rated voltage	Rated current	Operating temperature	Humidity	Application	Fuse size
600VAC max.	32A	-40 to 80°C	95%RH max.	Cable Protection Motor Protection	10×38

Dimensions

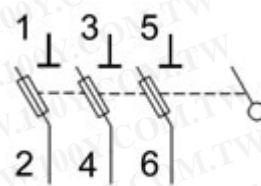
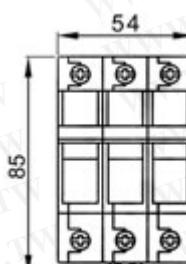
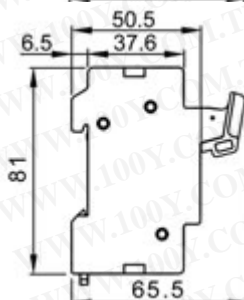
TFBR-321N



TFBR-322N



TFBR-323N



Fuse box(With indicator lamp)

TFBR-321



TFBR-322



TFBR-323



勝特力材料 886-3-5753170
 勝特力电子(上海) 86-21-54151736
 勝特力电子(深圳) 86-755-83298787
[Http://www.100y.com.tw](http://www.100y.com.tw)