
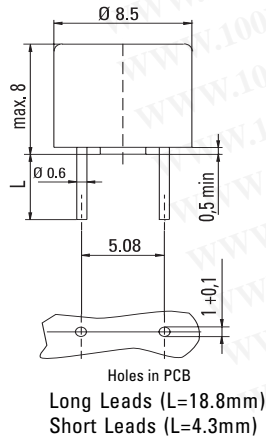


No. 373 / TR5®



Dimensions (mm)



UL 248-14, 250V, F

Time-Current Characteristic

Quick Acting (F)

Standard

UL 248-14
 CSA C22.2 No. 248.14

Approvals

UL Listed
 CSA Certified
 CNCA Certified

Features

Reduced PCB space requirements
 Direct solderable or plug-in versions
 Internationally approved
 Low internal resistance
 Shocksafe casing
 Vibration resistant
 Halogen free

WebLinks

Further infos see:
www.wickmann.com

Further application infos see
Fuseology:
www.wickmann.com/download/fuseology.pdf



Specifications

Packaging

000: Tape/Ampopack (1000 pcs.)
 041: Short Leads - Bulk (1000 pcs.)

Materials

Base/Cap: Brown Thermoplastic
 Polyamide PA 6.6, UL 94V0
 Round Pins: Copper, Sn plated

Operating Temperature

-40°C to +85°C (consider de-rating)
 -25°C to +70°C (8A, 10A; consider de-rating)

Climatic Category

-40°C/+85°C/21 days (EN 60068-1..3)
 -25°C/+70°C/21 days (8A, 10A; EN 60068-1..3)

Stock Conditions

+10°C to +60°C
 relative humidity ≤ 75% yearly average,
 without dew, maximum value for 30 days-95%

Vibration Resistance

24 cycles at 15 min. each (EN 60068-6)
 10 - 60Hz at 0.75mm amplitude
 60 - 2000Hz at 10g acceleration

Lead Pull Strength

10N (EN 60068-2-21)

Solderability

260°C, ≤ 3 sec. (Wave)
 350°C, ≤ 1 sec. (Hand)

Soldering Heat Resistance

260°C, 10 sec. (IEC 60068-2-20)

Marking

Ⓢ, 373, 250V, F, Current Rating, Approvals

Unit Weight

0.77g (approx.)

Limits for Pre-arcing Time

Rated Current	$2.0 \times I_N$	$2.0 \times I_N$ Ⓢ
50mA ... 10.00A	< 60s	< 5s



Permissible continuous operating current is ≤ 70% at ambient temperature of 23°C (73.4°F).

Rated Current	Amp Code	Voltage Rating	Breaking Capacity	Voltage Drop $1.0 \times I_N$ Ⓢ max. (mV)	Power Dissipation $1.0 \times I_N$ Ⓢ max. (mW)	Melting Integral $10 \times I_N$ Ⓢ max. (A²s)	Approvals			
							UL	CSA	cULus	CNCA
50mA	0050	250V		1400	70	0.0001	•	•	•	•
63mA	0063	250V		1300	85	0.00023	•	•	•	•
80mA	0080	250V		1200	100	0.00037	•	•	•	•
100mA	0100	250V		1100	110	0.0013	•	•	•	•
125mA	0125	250V		1000	125	0.0019	•	•	•	•
160mA	0160	250V		950	155	0.004	•	•	•	•
200mA	0200	250V		850	170	0.0065	•	•	•	•
250mA	0250	250V		750	190	0.014	•	•	•	•
315mA	0315	250V		650	205	0.032	•	•	•	•
400mA	0400	250V	50A / 250VAC 50-60Hz cos φ = 1.0	230	95	0.016	•	•	•	•
500mA	0500	250V		220	110	0.024	•	•	•	•
630mA	0630	250V		210	135	0.039	•	•	•	•
800mA	0800	250V		200	160	0.069	•	•	•	•
1.00A	1100	250V		190	190	0.11	•	•	•	•
1.25A	1125	250V		180	225	0.2	•	•	•	•
1.60A	1160	250V		170	275	0.38	•	•	•	•
2.00A	1200	250V		160	320	0.63	•	•	•	•
2.50A	1250	250V		150	375	1.2	•	•	•	•
3.15A	1315	250V		140	445	1.9	•	•	•	•
4.00A	1400	250V		130	520	3.5	•	•	•	•
5.00A	1500	250V		120	630	6.2	•	•	•	•
6.30A	1630	250V		115	1000	9.1	•	•	•	•
8.00A ¹	1800	250V		120	1600	30			•	•
10.00A ¹	2100	250V		110	2000	55			•	•

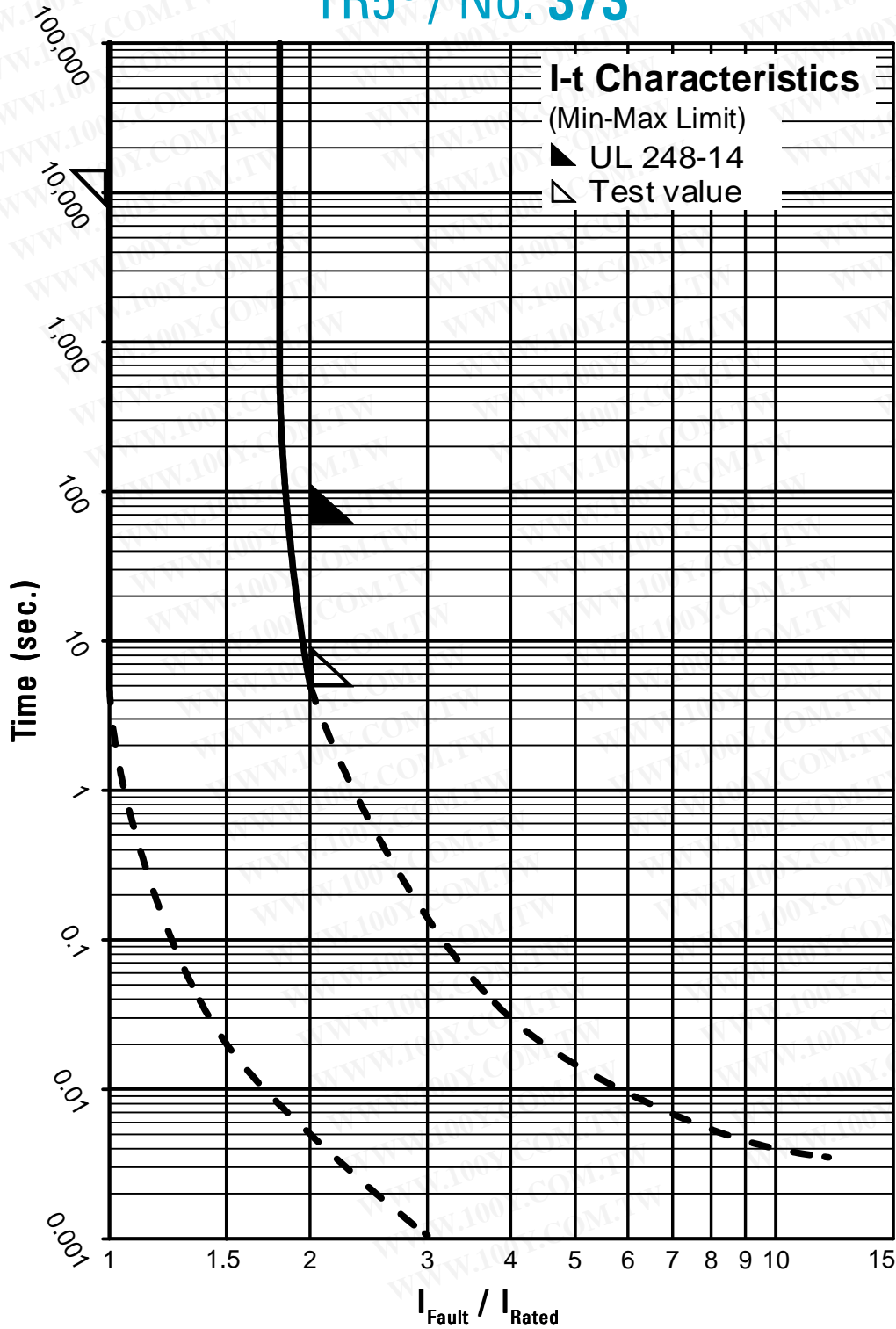
¹ Conducting path cross-section minimum ≥ 0.2mm²

Order Information

Qty.	Order-Number	Series	Amp Code	Packaging
		373		

Specifications are subject to change without notice

TR5® / No. 373



Contact WICKMANN for individual I-t curves