



TR72

MAIN FEATURES

- TR72 series relay covers switching capacity from dry circuit by 10A to comply with user's wide selection.
- 2.54mm terminal pitch employment equal to I.C. terminal pitch.
- Employment of suitable plastic materials to be applied to high temperature and various chemical solutions.
- Complete protective construction from dust and soldering flux. If required. Plastic epoxy resin sealed type is available for washing procedure.
- UL recognized.

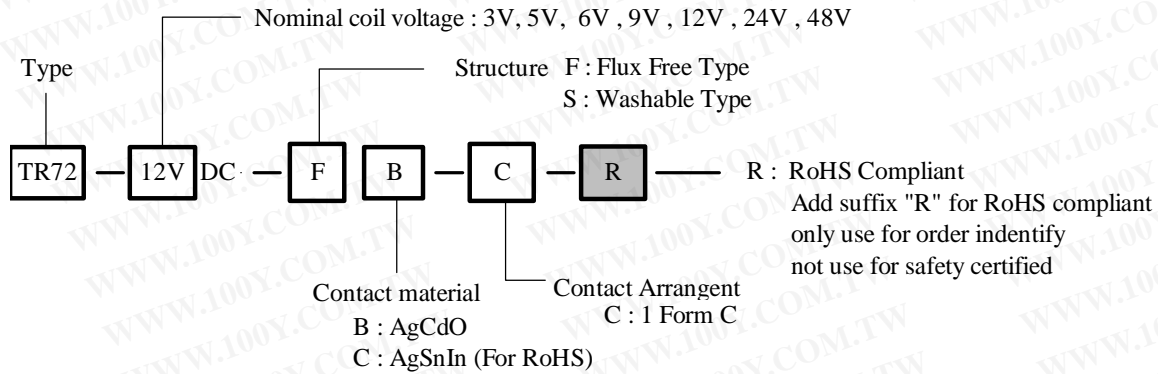


APPLICATIONS

- Cooling Appliance, air conditioner, audio equipment, domestic appliance, car control unit, etc.

勝特力材料 886-3-5753170
 勝特力电子(上海) 86-21-34970699
 勝特力电子(深圳) 86-755-83298787
[Http://www.100y.com.tw](http://www.100y.com.tw)

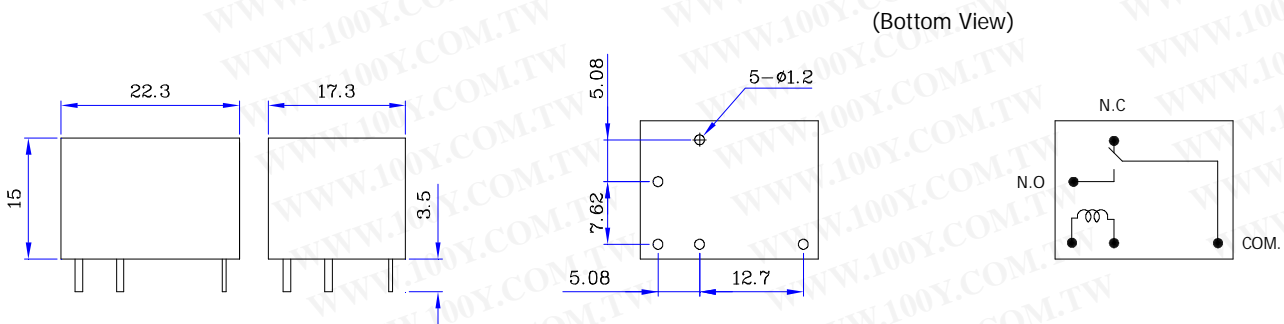
ORDERING INFORMATION



DIMENSION (unit:mm)

DRILLING (unit:mm)

WIRING DIAGRAM



➤ **COIL DATA CHART(at 20°C)**

Coil Sensitivity	Coil Voltage Code	Nominal Voltage (VDC)	Nominal Current (mA)	Coil Resistance (Ω) $\pm 10\%$	Power Consumption (W)	Pull-In Voltage (VDC)	Drop-Out Voltage (VDC)	Max-Allowable Voltage (VDC)
TR72	03	3	150	20	abt. 0.45 W	75% Max.	10% Min.	130%
	05	5	89	56				
	06	6	75	80				
	09	9	50	180				
	12	12	37.5	320				
	24	24	18.8	1280				
	48	48	12.6	3800	abt. 0.61W			

➤ **CONTACT RATING**

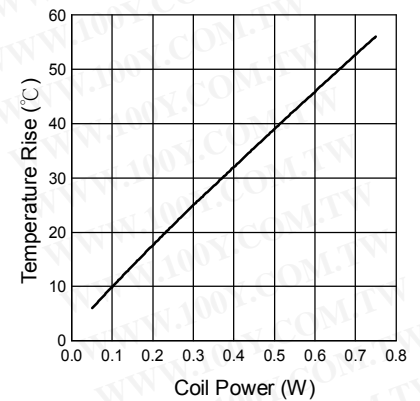
Item	Type	TR72
Contact Capacity Resistive Load ($\cos\Phi=1$)		10A 120VAC
Rated Carrying Current		10A
Max. Allowable Voltage		250VAC
Max. Allowable Current		10A
Max. Allowable Power Force		1200VA
Referenced Min. Applicable Load		5VDC , 100mA
Contact Material		Ag Alloy

➤ **PERFORMANCE (at initial value)**

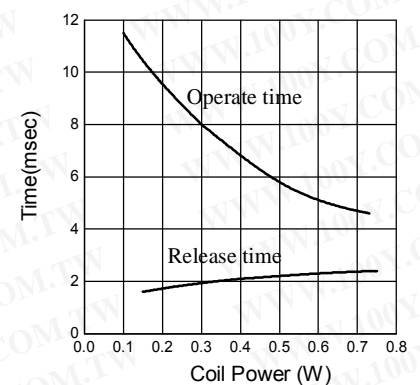
Item	Type	TR72
Contact Resistance		50m Ω Max.
Operation Time		8msec Max.
Release Time		4msec Max.
Dielectric Strength		
Between coil & contact		2500VAC 50/60Hz (1 minute)
Between contacts		1000VAC 50/60Hz (1minute)
Surge Resistiveness		3500V(between coil & contacts 1 \times 40 usec.)
Insulation Resistance		100 M Ω Min. (500VDC)
Max. ON/OFF Switching		
Mechanically		300 operation/min
Electrically		30 operation/min
Operating Ambient Temperature		-30 to +60°C
Operating Humidity		45 to 85% RH
Coil Temperature Rise		50 deg. Max.
Vibration		
Endurance		10 to 55Hz Double Amplitude 1.5mm
Error Operation		10 to 55Hz Double Amplitude 1.5mm
Shock		
Endurance		1000m/sec ² (abt. 100G)
Error Operation		100m/sec ² (abt. 10G)
Life Expectancy		
Mechanically		1 \times 10 ⁷ operations. Min. (no load)
Electrically		1 \times 10 ⁵ operations. Min. (at rated coil voltage)
Weight		abt. 10grs.
UL		E156521

➤ **REFERENCE DATA**

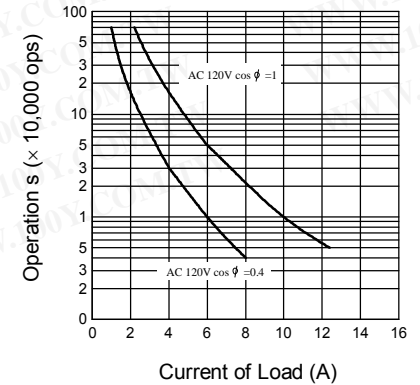
Coil Temperature Rise



Operation Time



Life Expectancy



勝特力材料 886-3-5753170
勝特力电子(上海) 86-21-34970699
勝特力电子(深圳) 86-755-83298787
[Http://www.100y.com.tw](http://www.100y.com.tw)