



TR99

MAIN FEATURES

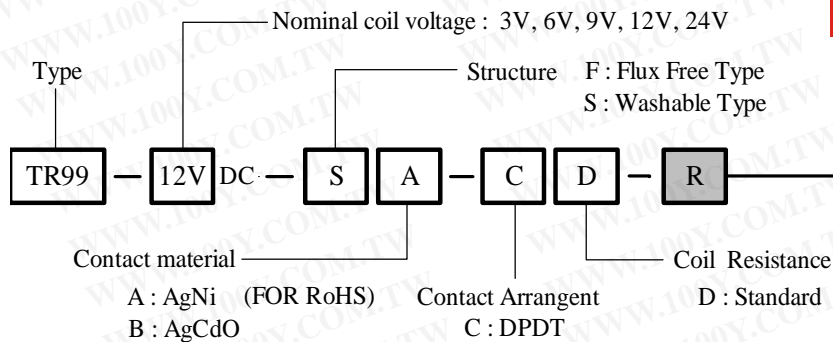
- Small size and sensitive operation.
- Low coil power consumption.
- PCB mounting.
- Switching capacity from 1A to 5A.
- Sealed type available.

APPLICATIONS

- Audio equipment.
- Communication equipment.
- Remote control.
- Acoustic controlled toys.



ORDERING INFORMATION

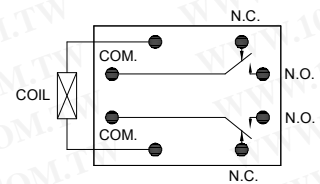
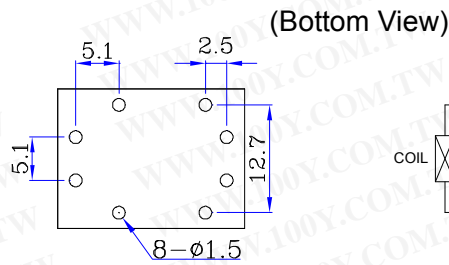
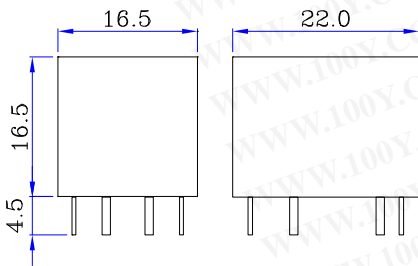


勝特力材料 886-3-5753170
 勝特力电子(上海) 86-21-34970699
 勝特力电子(深圳) 86-755-83298787
[Http://www.100y.com.tw](http://www.100y.com.tw)

DIMENSION (unit:mm)

DRILLING (unit:mm)

WIRING DIAGRAM



Remark: 1. In case of no tolerance shown in dimension: $\pm 0.5\text{mm}$.
 2. The tolerance without indicating for DRILLING is always $\pm 0.1\text{mm}$.

➤ COIL DATA CHART(at 20°C)

Coil Sensitivity	Coil Voltage Code	Nominal Voltage (VDC)	Nominal Current (mA)	Coil Resistance (Ω) $\pm 10\%$	Power Consumption (W)	Pull-In Voltage (VDC)	Drop-Out Voltage (VDC)	Max-Allowable Voltage (VDC)
TR99 (Standard)	03	3	150	20	abt. 0.45W	75% Max.	10% Min.	110%
	06	6	75	80				
	09	9	50	180				
	12	12	37.5	320				
	24	24	18.7	1280				

➤ CONTACT RATING

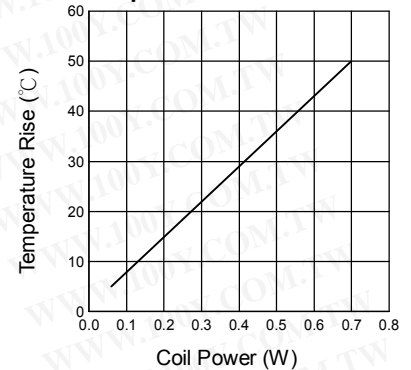
Item	Type	TR99
Contact Capacity		
Resistive Load ($\cos\Phi=1$)		5A 277VAC 5A 28VDC
Inductive Load ($\cos\Phi=0.4$ L/R=7msec)		2A 110VAC 2A 28VDC
Rated Carrying Current		5A
Max. Allowable Voltage		110VAC 28VDC
Max. Allowable Current		5A
Max. Allowable Power Force		550VA 140W
Referenced Min. Applicable Load		5VDC 110mA
Contact Material		Ag Alloy

➤ PERFORMANCE (at initial value)

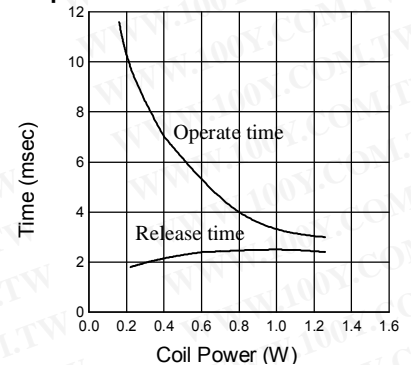
Item	Type	TR99
Contact Resistance		100m Ω Max.
Operation Time		15msec Max.
Release Time		5msec Max.
Dielectric Strength		
Between coil & contact		1000VAC 50/60HZ (1 minute)
Between contacts		750VAC 50/60HZ (1 minute)
Surge Resistiveness		1500V (between coil & contact 1x40 usec)
Insulation Resistance		100 M Ω Min. (500VDC)
Max. ON/OFF Switching		
Mechanically		300 operation/min
Electrically		30 operation/min
Operating Ambient Temperature		-30°C to +60°C (No water condensation and no water drop)
Operating Humidity		45% to 85%RH
Coil Temperature Rise		35 deg. Max. (at rated coil voltage)
Vibration		
Endurance		10 to 55Hz Double Amplitude 1.5mm
Error Operation		10 to 55Hz Double Amplitude 1.5mm
Shock		
Endurance		980m/s ² .
Error Operation		98m/s ² .
Life Expectancy		
Mechanically		1 x 10 ⁷ ops. Min. (no load)
Electrically		1 x 10 ⁵ ops. Min. (at rated coil voltage)
Weight		abt. 12grs.

➤ REFERENCE DATA

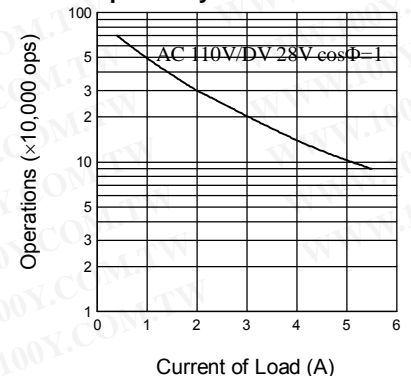
Coil Temperature Rise



Operate Time



Life Expectancy



勝特力材料 886-3-5753170
勝特力电子(上海) 86-21-34970699
勝特力电子(深圳) 86-755-83298787
[Http://www.100y.com.tw](http://www.100y.com.tw)