

BIPOLAR ANALOG INTEGRATED CIRCUIT

μ PC2400A Series

THREE TERMINAL LOW DROPOUT VOLTAGE REGULATOR

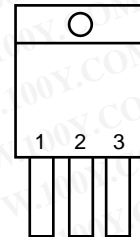
DESCRIPTION

μ PC2400A Series are low dropout regulators which have 1 A capable for the output current. These ICs are built-in the saturation protection circuit of the output transistor.

FEATURES

- Built-in the saturation protection circuit of the output transistor.
- The capability of output current is 1 A
- High accuracy of output voltage.
 - $|\Delta V_o| \leq \pm 2\%$ ($T_J = 25^\circ\text{C}$)
 - $|\Delta V_o| \leq \pm 3\%$ ($0^\circ\text{C} \leq T_J \leq 125^\circ\text{C}$)
- Low dropout voltage.
 - $V_{DIF} \leq 1\text{ V}$ ($I_o \leq 1\text{ A}$, $T_J \leq 125^\circ\text{C}$)
- Built-in overcurrent protection circuit, thermal shut-down circuit.
- Built-in Safe Operating Area protection circuit.
- Compatible for μ PC2400 Series.

CONNECTION DIAGRAM (TOP VIEW)



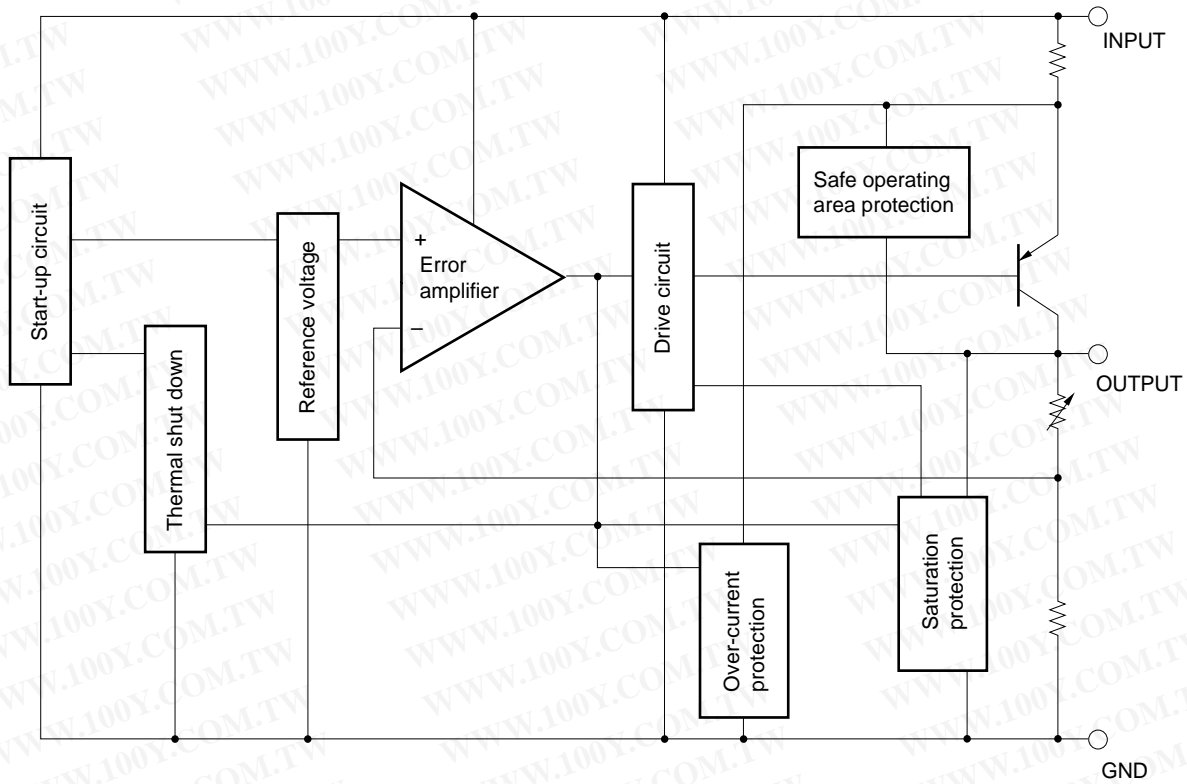
1: INPUT
2: GND
3: OUTPUT

ORDERING INFORMATION

| Output Voltage | Type Number | Package |
|----------------|-----------------|-----------------------------|
| 5 V | μ PC2405AHF | MP-45G (Isolated TO-220) |
| 6 V | μ PC2406AHF | |
| 7 V | μ PC2407AHF | |
| 8 V | μ PC2408AHF | |
| 9 V | μ PC2409AHF | |
| 10 V | μ PC2410AHF | |
| 12 V | μ PC2412AHF | |
| 15 V | μ PC2415AHF | |
| 18 V | μ PC2418AHF | |

勝特力材料 886-3-5753170
 勝特力电子(上海) 86-21-54151736
 勝特力电子(深圳) 86-755-83298787
[Http://www.100y.com.tw](http://www.100y.com.tw)

BLOCK DIAGRAM



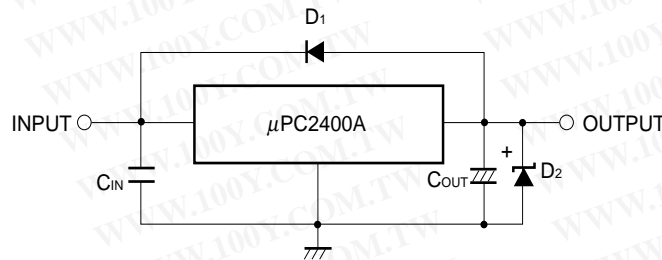
勝特力材料 886-3-5753170
 勝特力电子(上海) 86-21-54151736
 勝特力电子(深圳) 86-755-83298787
[Http://www.100y.com.tw](http://www.100y.com.tw)

ABSOLUTE MAXIMUM RATINGS (T_A = 25 °C, Unless otherwise specified.)

| PARAMETER | SYMBOL | RATING | UNIT |
|--|----------------------------|----------------|------|
| Input Voltage | V _{IN} | 36 | V |
| Internal Power Dissipation | P _{T(Tc = 25 °C)} | 15 Note | W |
| Operating Ambient Temperature Range | T _A | -20 to +85 | °C |
| Operating Junction Temperature Range | T _J | -20 to +150 | °C |
| Storage Temperature Range | T _{stg} | -55 to +150 | °C |
| Thermal Resistance (Junction to Case) | R _{th(J - C)} | 5.0 | °C/W |
| Thermal Resistance (Junction to Ambient) | R _{th(J - A)} | 65 | °C/W |

Note Internally limited

TYPICAL CONNECTION



- C_{IN} : 0.1 to 0.47 μF.
- C_{OUT} : More than 47 μF.
- D₁ : Need for V_O > V_{IN}.
- D₂ : Need for V_O < GND.

RECOMMENDED OPERATING CONDITIONS

| PARAMETER | SYMBOL | TYPE NUMBER | MIN. | TYP. | MAX. | UNIT |
|--------------------------------------|-----------------|-------------|------|------|------|------|
| Input Voltage | V _{IN} | μPC2405AHF | 6 | 9 | 20 | V |
| | | μPC2406AHF | 7 | 10 | 21 | |
| | | μPC2407AHF | 8 | 11 | 22 | |
| | | μPC2408AHF | 9 | 13 | 23 | |
| | | μPC2409AHF | 10 | 14 | 24 | |
| | | μPC2410AHF | 11 | 15 | 25 | |
| | | μPC2412AHF | 13 | 18 | 27 | |
| | | μPC2415AHF | 16 | 22 | 27 | |
| μPC2418AHF | 19 | 25 | 28 | | | |
| Output Current | I _o | All | 0 | | 1 | A |
| Operating Ambient Temperature Range | T _A | All | -20 | | +85 | °C |
| Operating Junction Temperature Range | T _J | All | -20 | | +125 | °C |

勝特力材料 886-3-5753170
 勝特力电子(上海) 86-21-54151736
 勝特力电子(深圳) 86-755-83298787
[Http://www.100y.com.tw](http://www.100y.com.tw)

勝特力材料 886-3-5753170
 勝特力电子(上海) 86-21-54151736
 勝特力电子(深圳) 86-755-83298787
[Http://www.100y.com.tw](http://www.100y.com.tw)

ELECTRICAL CHARACTERISTICS

μPC2405A ($V_{IN} = 9\text{ V}$, $I_o = 500\text{ mA}$, $T_J = 25\text{ °C}$, Unless otherwise specified)

| PARAMETER | SYMBOL | MIN. | TYP. | MAX. | UNIT | TEST CONDITIONS |
|---|-----------------------|------|------|------|---------------|--|
| Output Voltage | V_o | 4.9 | 5.0 | 5.1 | V | $6\text{ V} \leq V_{IN} \leq 20\text{ V}$, $5\text{ mA} \leq I_o \leq 500\text{ mA}$, $0\text{ °C} \leq T_J \leq 125\text{ °C}$ |
| | | 4.85 | | 5.15 | | |
| | | 4.85 | | 5.15 | | |
| Line Regulation | REG_{IN} | | 6 | 50 | mV | $6.5\text{ V} \leq V_{IN} \leq 20\text{ V}$ |
| Load Regulation | REG_L | | 3 | 50 | mV | $5\text{ mA} \leq I_o \leq 1\text{ A}$ |
| Quiescent Current | I_{BIAS} | | 2.3 | 3.2 | mA | $I_o = 0$ |
| | | | 9 | 60 | | $I_o = 1\text{ A}$ |
| Start-up Current | $I_{BIAS(S)}$ | | | 15 | mA | $V_{IN} = 4.5\text{ V}$, $I_o = 0\text{ mA}$ |
| | | | | 75 | | $V_{IN} = 4.5\text{ V}$, $I_o = 1\text{ A}$ |
| Quiescent Current Change | ΔI_{BIAS} | | | 20 | mA | $6.5\text{ V} \leq V_{IN} \leq 20\text{ V}$, $I_o = 1\text{ A}$ |
| Output Noise Voltage | V_n | | 90 | | μV_{rms} | $10\text{ Hz} \leq f \leq 100\text{ kHz}$ |
| Ripple Rejection | R·R | 59 | 64 | | dB | $f = 120\text{ Hz}$, $6.5\text{ V} \leq V_{IN} \leq 16.5\text{ V}$ |
| Dropout Voltage | V_{DIF} | | 0.5 | 1.0 | V | $I_o = 1\text{ A}$, $0\text{ °C} \leq T_J \leq 125\text{ °C}$ |
| Short Circuit Current | I_{short} | | 1.2 | | A | $V_{IN} = 20\text{ V}$ |
| Peak Output Current | I_{opeak} | 1.65 | 2.2 | 3.1 | A | |
| Temperature Coefficient of Output Voltage | $\Delta V_o/\Delta T$ | | -0.4 | | mV/°C | $I_o = 5\text{ mA}$, $0\text{ °C} \leq T_J \leq 125\text{ °C}$ |

μPC2406A ($V_{IN} = 10\text{ V}$, $I_o = 500\text{ mA}$, $T_J = 25\text{ °C}$, Unless otherwise specified)

| PARAMETER | SYMBOL | MIN. | TYP. | MAX. | UNIT | TEST CONDITIONS |
|---|-----------------------|------|------|------|---------------|--|
| Output Voltage | V_o | 5.88 | 6.0 | 6.12 | V | $7\text{ V} \leq V_{IN} \leq 21\text{ V}$, $5\text{ mA} \leq I_o \leq 500\text{ mA}$, $0\text{ °C} \leq T_J \leq 125\text{ °C}$ |
| | | 5.82 | | 6.18 | | |
| | | 5.82 | | 6.18 | | |
| Line Regulation | REG_{IN} | | 7 | 60 | mV | $7.5\text{ V} \leq V_{IN} \leq 21\text{ V}$ |
| Load Regulation | REG_L | | 4 | 60 | mV | $5\text{ mA} \leq I_o \leq 1\text{ A}$ |
| Quiescent Current | I_{BIAS} | | 2.3 | 3.2 | mA | $I_o = 0$ |
| | | | 9 | 60 | | $I_o = 1\text{ A}$ |
| Start-up Current | $I_{BIAS(S)}$ | | | 15 | mA | $V_{IN} = 5.5\text{ V}$, $I_o = 0\text{ mA}$ |
| | | | | 75 | | $V_{IN} = 5.5\text{ V}$, $I_o = 1\text{ A}$ |
| Quiescent Current Change | ΔI_{BIAS} | | | 20 | mA | $7.5\text{ V} \leq V_{IN} \leq 21\text{ V}$, $I_o = 1\text{ A}$ |
| Output Noise Voltage | V_n | | 110 | | μV_{rms} | $10\text{ Hz} \leq f \leq 100\text{ kHz}$ |
| Ripple Rejection | R·R | 58 | 63 | | dB | $f = 120\text{ Hz}$, $7.5\text{ V} \leq V_{IN} \leq 17.5\text{ V}$ |
| Dropout Voltage | V_{DIF} | | 0.5 | 1.0 | V | $I_o = 1\text{ A}$, $0\text{ °C} \leq T_J \leq 125\text{ °C}$ |
| Short Circuit Current | I_{short} | | 1.2 | | A | $V_{IN} = 21\text{ V}$ |
| Peak Output Current | I_{opeak} | 1.65 | 2.2 | 3.1 | A | |
| Temperature Coefficient of Output Voltage | $\Delta V_o/\Delta T$ | | 0.4 | | mV/°C | $I_o = 5\text{ mA}$, $0\text{ °C} \leq T_J \leq 125\text{ °C}$ |

μPC2407A (V_{IN} = 11 V, I_o = 500 mA, T_J = 25 °C, Unless otherwise specified)

| PARAMETER | SYMBOL | MIN. | TYP. | MAX. | UNIT | TEST CONDITIONS |
|---|----------------------|------|------|------|-------------------|--|
| Output Voltage | V _o | 6.86 | 7.0 | 7.14 | V | 8 V ≤ V _{IN} ≤ 22 V, 5 mA ≤ I _o ≤ 500 mA, 0 °C ≤ T _J ≤ 125 °C |
| | | 6.79 | | 7.21 | | |
| | | 6.79 | | 7.21 | | |
| Line Regulation | REG _{IN} | | 8 | 70 | mV | 8.5 V ≤ V _{IN} ≤ 22 V |
| Load Regulation | REG _L | | 4 | 70 | mV | 5 mA ≤ I _o ≤ 1 A |
| Quiescent Current | I _{BIAS} | | 2.3 | 3.2 | mA | I _o = 0 |
| | | | 9 | 60 | | I _o = 1 A |
| Start-up Current | I _{BIAS(S)} | | | 15 | mA | V _{IN} = 6.5 V, I _o = 0 mA |
| | | | | 75 | | V _{IN} = 6.5 V, I _o = 1 A |
| Quiescent Current Change | ΔI _{BIAS} | | | 20 | mA | 8.5 V ≤ V _{IN} ≤ 22 V, I _o = 1 A |
| Output Noise Voltage | V _n | | 130 | | μV _{rms} | 10 Hz ≤ f ≤ 100 kHz |
| Ripple Rejection | R·R | 57 | 62 | | dB | f = 120 Hz, 8.5 V ≤ V _{IN} ≤ 18.5 V |
| Dropout Voltage | V _{DIF} | | 0.5 | 1.0 | V | I _o = 1 A, 0 °C ≤ T _J ≤ 125 °C |
| Short Circuit Current | I _{short} | | 1.2 | | A | V _{IN} = 22 V |
| Peak Output Current | I _{opeak} | 1.65 | 2.2 | 3.1 | A | |
| Temperature Coefficient of Output Voltage | ΔV _o /ΔT | | 0.4 | | mV/°C | I _o = 5 mA, 0 °C ≤ T _J ≤ 125 °C |

μPC2408A (V_{IN} = 13 V, I_o = 500 mA, T_J = 25 °C, Unless otherwise specified)

| PARAMETER | SYMBOL | MIN. | TYP. | MAX. | UNIT | TEST CONDITIONS |
|---|----------------------|------|------|------|-------------------|--|
| Output Voltage | V _o | 7.85 | 8.0 | 8.15 | V | 9 V ≤ V _{IN} ≤ 23 V, 5 mA ≤ I _o ≤ 500 mA, 0 °C ≤ T _J ≤ 125 °C |
| | | 7.75 | | 8.25 | | |
| | | 7.75 | | 8.25 | | |
| Line Regulation | REG _{IN} | | 9 | 80 | mV | 9.5 V ≤ V _{IN} ≤ 23 V |
| Load Regulation | REG _L | | 5 | 80 | mV | 5 mA ≤ I _o ≤ 1 A |
| Quiescent Current | I _{BIAS} | | 2.3 | 3.2 | mA | I _o = 0 |
| | | | 9 | 60 | | I _o = 1 A |
| Start-up Current | I _{BIAS(S)} | | | 15 | mA | V _{IN} = 7.5 V, I _o = 0 mA |
| | | | | 75 | | V _{IN} = 7.5 V, I _o = 1 A |
| Quiescent Current Change | ΔI _{BIAS} | | | 20 | mA | 9.5 V ≤ V _{IN} ≤ 23 V, I _o = 1 A |
| Output Noise Voltage | V _n | | 150 | | μV _{rms} | 10 Hz ≤ f ≤ 100 kHz |
| Ripple Rejection | R·R | 56 | 61 | | dB | f = 120 Hz, 9.5 V ≤ V _{IN} ≤ 19.5 V |
| Dropout Voltage | V _{DIF} | | 0.5 | 1.0 | V | I _o = 1 A, 0 °C ≤ T _J ≤ 125 °C |
| Short Circuit Current | I _{short} | | 1.2 | | A | V _{IN} = 23 V |
| Peak Output Current | I _{opeak} | 1.6 | 2.2 | 3.05 | A | |
| Temperature Coefficient of Output Voltage | ΔV _o /ΔT | | 0.5 | | mV/°C | I _o = 5 mA, 0 °C ≤ T _J ≤ 125 °C |

勝特力材料 886-3-5753170
 勝特力电子(上海) 86-21-54151736
 勝特力电子(深圳) 86-755-83298787
[Http://www.100y.com.tw](http://www.100y.com.tw)

μ PC2409A ($V_{IN} = 14$ V, $I_o = 500$ mA, $T_J = 25$ °C, Unless otherwise specified)

| PARAMETER | SYMBOL | MIN. | TYP. | MAX. | UNIT | TEST CONDITIONS |
|---|-----------------------|------|------|------|------------------------|--|
| Output Voltage | V_o | 8.82 | 9.0 | 9.18 | V | |
| | | 8.73 | | 9.27 | | 10 V $\leq V_{IN} \leq 24$ V, 5 mA $\leq I_o \leq 500$ mA, 0 °C $\leq T_J \leq 125$ °C |
| | | 8.73 | | 9.27 | | 5 mA $\leq I_o \leq 1$ A, 0 °C $\leq T_J \leq 125$ °C |
| Line Regulation | REG_{IN} | | 11 | 90 | mV | 10.5 V $\leq V_{IN} \leq 24$ V |
| Load Regulation | REG_L | | 5 | 90 | mV | 5 mA $\leq I_o \leq 1$ A |
| Quiescent Current | I_{BIAS} | | 2.4 | 3.2 | mA | $I_o = 0$ |
| | | | 9 | 60 | | $I_o = 1$ A |
| Start-up Current | $I_{BIAS(S)}$ | | | 15 | mA | $V_{IN} = 8.5$ V, $I_o = 0$ mA |
| | | | | 75 | | $V_{IN} = 8.5$ V, $I_o = 1$ A |
| Quiescent Current Change | ΔI_{BIAS} | | | 20 | mA | 10.5 V $\leq V_{IN} \leq 24$ V, $I_o = 1$ A |
| Output Noise Voltage | V_n | | 170 | | μ V _{rms} | 10 Hz $\leq f \leq 100$ kHz |
| Ripple Rejection | R·R | 55 | 60 | | dB | $f = 120$ Hz, 10.5 V $\leq V_{IN} \leq 20.5$ V |
| Dropout Voltage | V_{DIF} | | 0.5 | 1.0 | V | $I_o = 1$ A, 0 °C $\leq T_J \leq 125$ °C |
| Short Circuit Current | I_{Oshort} | | 1.0 | | A | $V_{IN} = 24$ V |
| Peak Output Current | I_{Opeak} | 1.6 | 2.2 | 3.05 | A | |
| Temperature Coefficient of Output Voltage | $\Delta V_o/\Delta T$ | | 0.9 | | mV/°C | $I_o = 5$ mA, 0 °C $\leq T_J \leq 125$ °C |

 μ PC2410A ($V_{IN} = 15$ V, $I_o = 500$ mA, $T_J = 25$ °C, Unless otherwise specified)

| PARAMETER | SYMBOL | MIN. | TYP. | MAX. | UNIT | TEST CONDITIONS |
|---|-----------------------|------|------|------|------------------------|--|
| Output Voltage | V_o | 9.8 | 10 | 10.2 | V | |
| | | 9.7 | | 10.3 | | 11 V $\leq V_{IN} \leq 25$ V, 5 mA $\leq I_o \leq 500$ mA, 0 °C $\leq T_J \leq 125$ °C |
| | | 9.7 | | 10.3 | | 5 mA $\leq I_o \leq 1$ A, 0 °C $\leq T_J \leq 125$ °C |
| Line Regulation | REG_{IN} | | 12 | 100 | mV | 11.5 V $\leq V_{IN} \leq 25$ V |
| Load Regulation | REG_L | | 6 | 100 | mV | 5 mA $\leq I_o \leq 1$ A |
| Quiescent Current | I_{BIAS} | | 2.4 | 3.2 | mA | $I_o = 0$ |
| | | | 9 | 60 | | $I_o = 1$ A |
| Start-up Current | $I_{BIAS(S)}$ | | | 15 | mA | $V_{IN} = 9.5$ V, $I_o = 0$ mA |
| | | | | 75 | | $V_{IN} = 9.5$ V, $I_o = 1$ A |
| Quiescent Current Change | ΔI_{BIAS} | | | 20 | mA | 11.5 V $\leq V_{IN} \leq 25$ V, $I_o = 1$ A |
| Output Noise Voltage | V_n | | 190 | | μ V _{rms} | 10 Hz $\leq f \leq 100$ kHz |
| Ripple Rejection | R·R | 54 | 59 | | dB | $f = 120$ Hz, 11.5 V $\leq V_{IN} \leq 21.5$ V |
| Dropout Voltage | V_{DIF} | | 0.5 | 1.0 | V | $I_o = 1$ A, 0 °C $\leq T_J \leq 125$ °C |
| Short Circuit Current | I_{Oshort} | | 1.0 | | A | $V_{IN} = 25$ V |
| Peak Output Current | I_{Opeak} | 1.6 | 2.2 | 3.05 | A | |
| Temperature Coefficient of Output Voltage | $\Delta V_o/\Delta T$ | | 0.8 | | mV/°C | $I_o = 5$ mA, 0 °C $\leq T_J \leq 125$ °C |

勝特力材料 886-3-5753170
 勝特力电子(上海) 86-21-54151736
 勝特力电子(深圳) 86-755-83298787
[Http://www.100y.com.tw](http://www.100y.com.tw)

μPC2412A (V_{IN} = 18 V, I_o = 500 mA, T_J = 25 °C, Unless otherwise specified)

| PARAMETER | SYMBOL | MIN. | TYP. | MAX. | UNIT | TEST CONDITIONS |
|---|----------------------|-------|------|-------|-------------------|---|
| Output Voltage | V _o | 11.75 | 12 | 12.25 | V | 13 V ≤ V _{IN} ≤ 27 V, 5 mA ≤ I _o ≤ 500 mA, 0 °C ≤ T _J ≤ 125 °C |
| | | 11.65 | | 12.35 | | |
| | | 11.65 | | 12.35 | | |
| Line Regulation | REG _{IN} | | 14 | 120 | mV | 14 V ≤ V _{IN} ≤ 27 V |
| Load Regulation | REG _L | | 7 | 120 | mV | 5 mA ≤ I _o ≤ 1 A |
| Quiescent Current | I _{BIAS} | | 2.4 | 3.2 | mA | I _o = 0 |
| | | | 10 | 60 | | I _o = 1 A |
| Start-up Current | I _{BIAS(S)} | | | 15 | mA | V _{IN} = 11.5 V, I _o = 0 mA |
| | | | | 75 | | V _{IN} = 11.5 V, I _o = 1 A |
| Quiescent Current Change | ΔI _{BIAS} | | | 20 | mA | 14 V ≤ V _{IN} ≤ 27 V, I _o = 1 A |
| Output Noise Voltage | V _n | | 230 | | μV _{rms} | 10 Hz ≤ f ≤ 100 kHz |
| Ripple Rejection | R·R | 53 | 58 | | dB | f = 120 Hz, 14 V ≤ V _{IN} ≤ 24 V |
| Dropout Voltage | V _{DIF} | | 0.5 | 1.0 | V | I _o = 1 A, 0 °C ≤ T _J ≤ 125 °C |
| Short Circuit Current | I _{short} | | 0.8 | | A | V _{IN} = 27 V |
| Peak Output Current | I _{opeak} | 1.58 | 2.2 | 3.03 | A | |
| Temperature Coefficient of Output Voltage | ΔV _o /ΔT | | 0.8 | | mV/°C | I _o = 5 mA, 0 °C ≤ T _J ≤ 125 °C |

μPC2415A (V_{IN} = 22 V, I_o = 500 mA, T_J = 25 °C, Unless otherwise specified)

| PARAMETER | SYMBOL | MIN. | TYP. | MAX. | UNIT | TEST CONDITIONS |
|---|----------------------|-------|------|-------|-------------------|---|
| Output Voltage | V _o | 14.7 | 15 | 15.3 | V | 16 V ≤ V _{IN} ≤ 27 V, 5 mA ≤ I _o ≤ 500 mA, 0 °C ≤ T _J ≤ 125 °C |
| | | 14.55 | | 15.45 | | |
| | | 14.55 | | 15.45 | | |
| Line Regulation | REG _{IN} | | 18 | 150 | mV | 17 V ≤ V _{IN} ≤ 27 V |
| Load Regulation | REG _L | | 9 | 150 | mV | 5 mA ≤ I _o ≤ 1A |
| Quiescent Current | I _{BIAS} | | 2.5 | 3.2 | mA | I _o = 0 |
| | | | 10 | 60 | | I _o = 1 A |
| Start-up Current | I _{BIAS(S)} | | | 15 | mA | V _{IN} = 14.5 V, I _o = 0 mA |
| | | | | 75 | | V _{IN} = 14.5 V, I _o = 1 A |
| Quiescent Current Change | ΔI _{BIAS} | | | 20 | mA | 17 V ≤ V _{IN} ≤ 27 V, I _o = 1 A |
| Output Noise Voltage | V _n | | 290 | | μV _{rms} | 10 Hz ≤ f ≤ 100 kHz |
| Ripple Rejection | R·R | 51 | 56 | | dB | f = 120 Hz, 17 V ≤ V _{IN} ≤ 27 V |
| Dropout Voltage | V _{DIF} | | 0.5 | 1.0 | V | I _o = 1 A, 0 °C ≤ T _J ≤ 125 °C |
| Short Circuit Current | I _{short} | | 0.8 | | A | V _{IN} = 27 V |
| Peak Output Current | I _{opeak} | 1.55 | 2.2 | 3.0 | A | |
| Temperature Coefficient of Output Voltage | ΔV _o /ΔT | | 1.6 | | mV/°C | I _o = 5 mA, 0 °C ≤ T _J ≤ 125 °C |

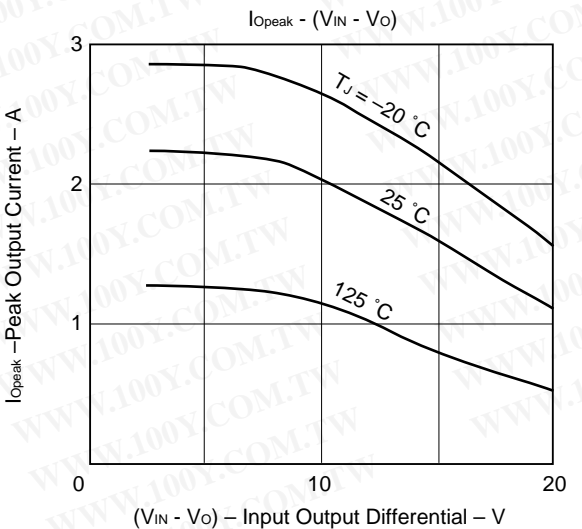
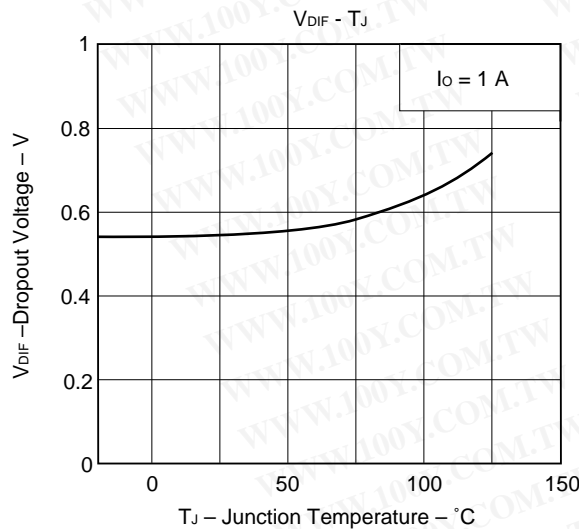
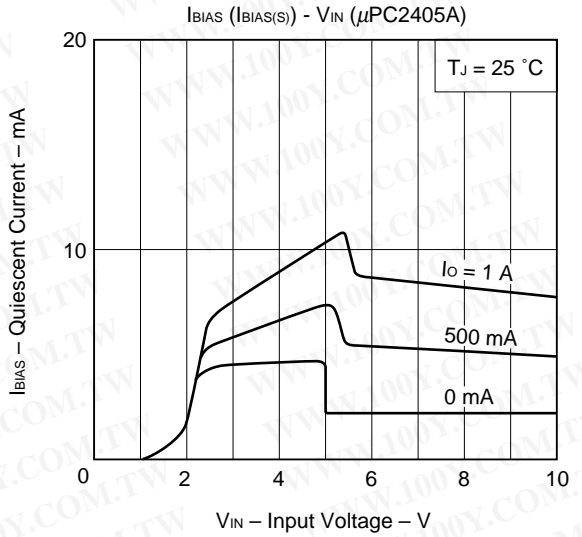
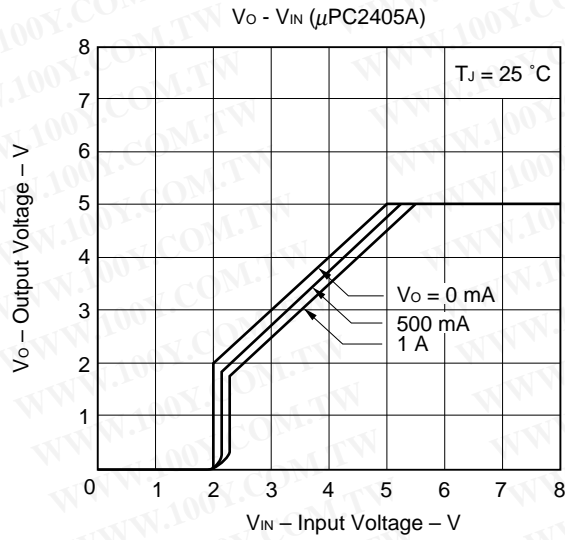
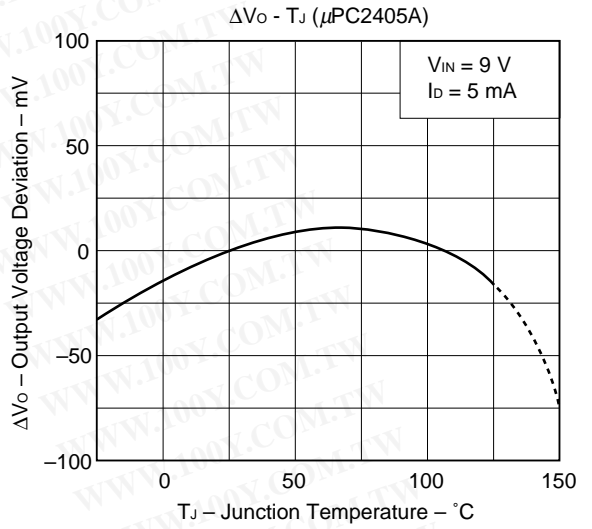
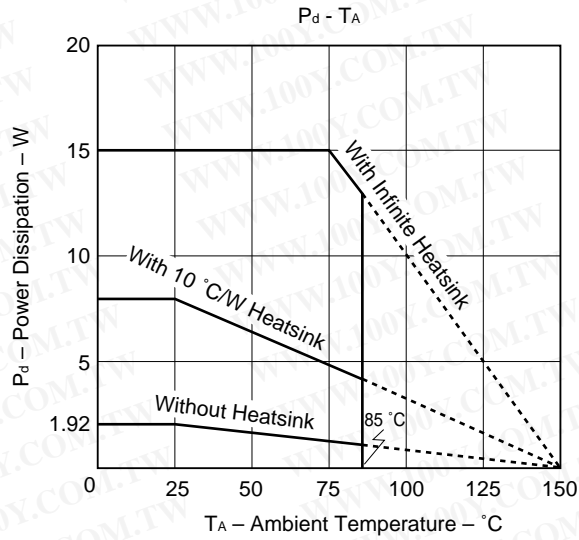
勝特力材料 886-3-5753170
 勝特力电子(上海) 86-21-54151736
 勝特力电子(深圳) 86-755-83298787
[Http://www.100y.com.tw](http://www.100y.com.tw)

μPC2418A (V_{IN} = 25 V, I_o = 500 mA, T_J = 25 °C, Unless otherwise specified)

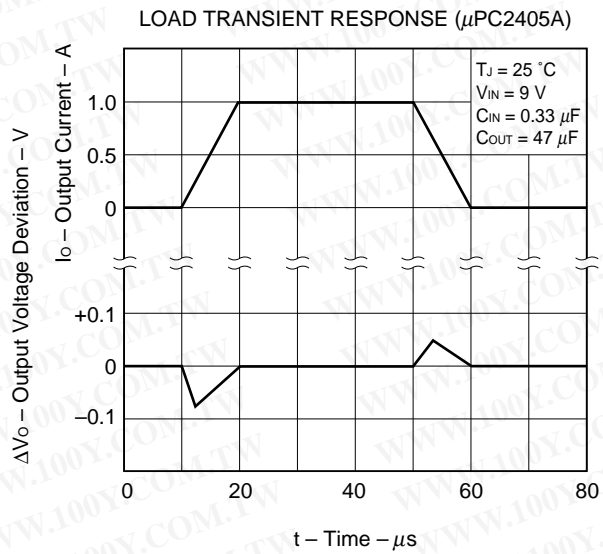
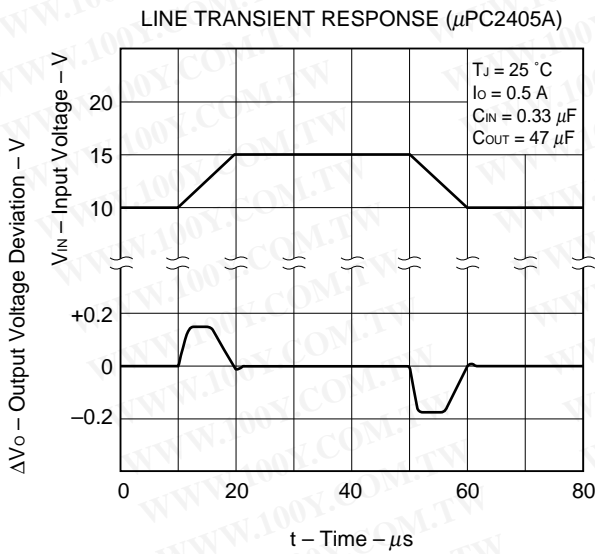
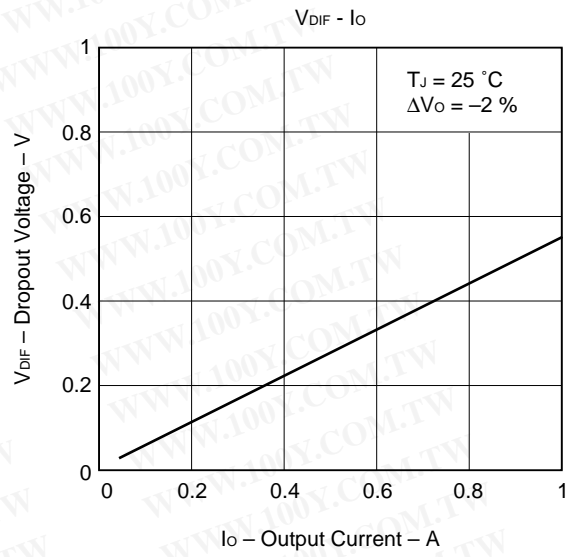
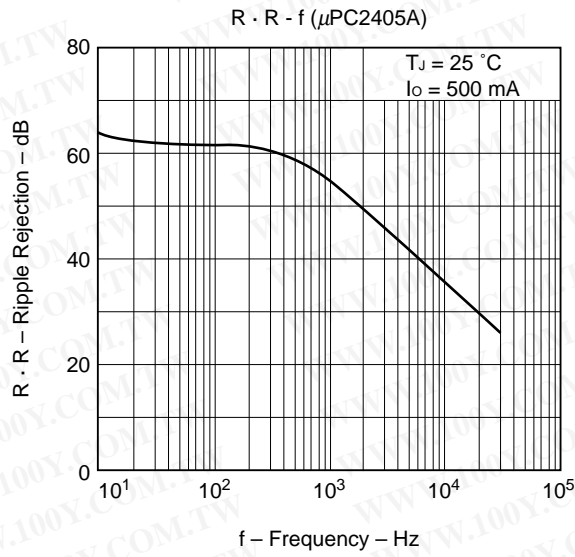
| PARAMETER | SYMBOL | MIN. | TYP. | MAX. | UNIT | TEST CONDITIONS |
|---|----------------------|-------|------|-------|-------------------|--|
| Output Voltage | V _o | 17.64 | 18 | 18.36 | V | 19 V ≤ V _{IN} ≤ 28 V, 5 mA ≤ I _o ≤ 500 mA, 0 °C ≤ T _J ≤ 125 °C |
| | | 17.46 | | 18.54 | | |
| | | 17.46 | | 18.54 | | |
| Line Regulation | REG _{IN} | | 22 | 180 | mV | 20 V ≤ V _{IN} ≤ 28 V |
| Load Regulation | REG _L | | 11 | 180 | mV | 5 mA ≤ I _o ≤ 1 A |
| Quiescent Current | I _{BIAS} | | 2.5 | 3.2 | mA | I _o = 0 |
| | | | 10 | 60 | | I _o = 1 A |
| Start-up Current | I _{BIAS(S)} | | | 15 | mA | V _{IN} = 17.5 V, I _o = 0 mA |
| | | | | 75 | | V _{IN} = 17.5 V, I _o = 1 A |
| Quiescent Current Change | ΔI _{BIAS} | | | 20 | mA | 20 V ≤ V _{IN} ≤ 28 V, I _o = 1 A |
| Output Noise Voltage | V _n | | 350 | | μV _{rms} | 10 Hz ≤ f ≤ 100 kHz |
| Ripple Rejection | R·R | 49 | 54 | | dB | f = 120 Hz, 20 V ≤ V _{IN} ≤ 28 V |
| Dropout Voltage | V _{DIF} | | 0.5 | 1.0 | V | I _o = 1 A, 0 °C ≤ T _J ≤ 125 °C |
| Short Circuit Current | I _{short} | | 0.8 | | A | V _{IN} = 28 V |
| Peak Output Current | I _{opeak} | 1.55 | 2.2 | 3.0 | A | |
| Temperature Coefficient of Output Voltage | ΔV _o /ΔT | | 2.5 | | mV/°C | I _o = 5 mA, 0 °C ≤ T _J ≤ 125 °C |

勝特力材料 886-3-5753170
 勝特力电子(上海) 86-21-54151736
 勝特力电子(深圳) 86-755-83298787
[Http://www.100y.com.tw](http://www.100y.com.tw)

TYPICAL CHARACTERISTICS



TYPICAL CHARACTERISTICS

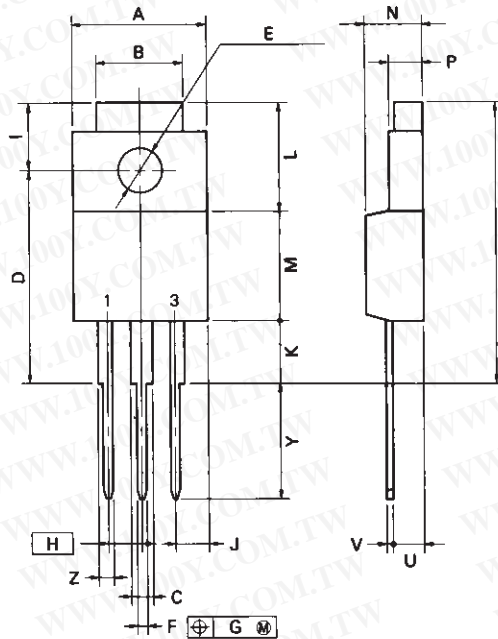


勝特力材料 886-3-5753170
 胜特力电子(上海) 86-21-54151736
 胜特力电子(深圳) 86-755-83298787
[Http://www.100y.com.tw](http://www.100y.com.tw)

PACKAGE DIMENSIONS (Unit: mm)

μPC2400AHF Series

3PIN PLASTIC SIP (MP-45G)



P3HF-254B-1

NOTE

Each lead centerline is located within 0.25 mm (0.01 inch) of its true position (T.P.) at maximum material condition.

勝特力材料 886-3-5753170
 勝特力电子(上海) 86-21-54151736
 勝特力电子(深圳) 86-755-83298787
[Http://www.100y.com.tw](http://www.100y.com.tw)

| ITEM | MILLIMETERS | INCHES |
|------|-----------------------|---|
| A | 10.4 MAX. | 0.410 MAX. |
| B | 7.0 | 0.276 |
| C | 1.2 MIN. | 0.047 MIN. |
| D | 17.0 ^{±0.3} | 0.669 ^{+0.012} _{-0.008} |
| E | φ3.3 ^{±0.2} | φ0.130 ^{+0.008} |
| F | 0.75 ^{±0.10} | 0.030 ^{+0.004} _{-0.005} |
| G | 0.25 | 0.010 |
| H | 2.54 (T.P.) | 0.100 (T.P.) |
| I | 5.0 ^{±0.3} | 0.197 ^{+0.012} |
| J | 2.66 MAX. | 0.105 MAX. |
| K | 4.8 MIN. | 0.188 MIN. |
| L | 8.5 | 0.335 |
| M | 8.5 | 0.335 |
| N | 4.5 ^{±0.2} | 0.177 ^{+0.008} |
| P | 2.8 ^{±0.2} | 0.110 ^{+0.008} _{-0.008} |
| Q | 22.4 MAX. | 0.882 MAX. |
| U | 2.4 ^{±0.5} | 0.094 ^{+0.021} _{-0.020} |
| V | 0.65 ^{±0.10} | 0.026 ^{+0.004} _{-0.005} |
| Y | 8.9 ^{±0.7} | 0.350 ^{+0.028} |
| Z | 1.0 MIN. | 0.039 MIN. |

RECOMMENDED SOLDERING CONDITIONS

The following conditions (see table below) must be met when soldering this product.

Please consult with our sales offices in case other soldering process is used, or in case soldering is done under different conditions.

TYPES OF THROUGH HOLE MOUNT DEVICE

μPC2400AHF Series

| Soldering Process | Soldering Conditions | Symbol |
|-------------------|---|--------|
| Wave soldering | Solder temperature: 260 °C or below. Flow Time: 10 seconds or below. | |

REFERENCE

| Document Name | Document No. |
|--|--------------|
| NEC semiconductor device reliability/quality control system. | IEI-1212 |
| Quality grade on NEC semiconductor devices. | IEI-1209 |
| Semiconductor device mounting technology manual. | IEI-1207 |
| Semiconductor device package manual. | IEI-1213 |
| Guide to quality assurance for semiconductor devices. | MEI-1202 |
| Semiconductor selection guide. | MF-1134 |

勝特力材料 886-3-5753170
勝特力电子(上海) 86-21-54151736
勝特力电子(深圳) 86-755-83298787
[Http://www.100y.com.tw](http://www.100y.com.tw)

[MEMO]

勝特力材料 886-3-5753170
勝特力电子(上海) 86-21-54151736
勝特力电子(深圳) 86-755-83298787
[Http://www.100y.com.tw](http://www.100y.com.tw)

勝特力材料 886-3-5753170
勝特力电子(上海) 86-21-54151736
勝特力电子(深圳) 86-755-83298787
[Http://www.100y.com.tw](http://www.100y.com.tw)

No part of this document may be copied or reproduced in any form or by any means without the prior written consent of NEC Corporation. NEC Corporation assumes no responsibility for any errors which may appear in this document.

NEC Corporation does not assume any liability for infringement of patents, copyrights or other intellectual property rights of third parties by or arising from use of a device described herein or any other liability arising from use of such device. No license, either express, implied or otherwise, is granted under any patents, copyrights or other intellectual property rights of NEC Corporation or others.

While NEC Corporation has been making continuous effort to enhance the reliability of its semiconductor devices, the possibility of defects cannot be eliminated entirely. To minimize risks of damage or injury to persons or property arising from a defect in an NEC semiconductor device, customer must incorporate sufficient safety measures in its design, such as redundancy, fire-containment, and anti-failure features.

NEC devices are classified into the following three quality grades:

“Standard”, “Special”, and “Specific”. The Specific quality grade applies only to devices developed based on a customer designated “quality assurance program” for a specific application. The recommended applications of a device depend on its quality grade, as indicated below. Customers must check the quality grade of each device before using it in a particular application.

Standard: Computers, office equipment, communications equipment, test and measurement equipment, audio and visual equipment, home electronic appliances, machine tools, personal electronic equipment and industrial robots

Special: Transportation equipment (automobiles, trains, ships, etc.), traffic control systems, anti-disaster systems, anti-crime systems, safety equipment and medical equipment (not specifically designed for life support)

Specific: Aircrafts, aerospace equipment, submersible repeaters, nuclear reactor control systems, life support systems or medical equipment for life support, etc.

The quality grade of NEC devices in “Standard” unless otherwise specified in NEC's Data Sheets or Data Books. If customers intend to use NEC devices for applications other than those specified for Standard quality grade, they should contact NEC Sales Representative in advance.

Anti-radioactive design is not implemented in this product.