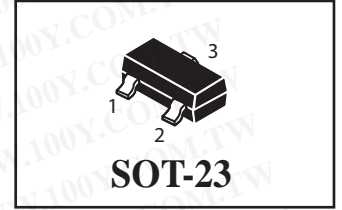
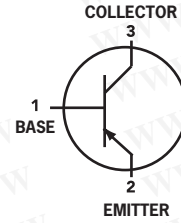


勝特力材料 886-3-5753170
 勝特力电子(上海) 86-21-54151736
 勝特力电子(深圳) 86-755-83298787
[Http://www.100y.com.tw](http://www.100y.com.tw)

A733LT1

General Purpose Transistor PNP Silicon

* "G" Lead(Pb)-Free



MAXIMUM RATINGS (Ta=25 °C)

Rating	Symbol	Value	Unit
Collector-Emitter Voltage	V _{CEO}	-50	Vdc
Collector-Base Voltage	V _{CBO}	-60	Vdc
Emitter-Base Voltage	V _{EBO}	-5.0	Vdc
Collector Current -Continuous	I _C	-150	mAdc

THERMAL CHARACTERISTICS

Characteristics	Symbol	Value	Unit
Total Device Dissipation FR-5 Board ⁽¹⁾ T _A =25 °C	P _D	200	mW
Derate above 25 °C		1.6	mW/°C
Thermal Resistance, Junction Ambient	R _{θJA}	625	°C/W
Junction and Storage, Temperature	T _J , T _{stg}	-55 to +150	°C

Device Marking

A733=CS

ELECTRICAL CHARACTERISTICS

Characteristics	Symbol	Min	Max	Unit
Collector-Emitter Breakdown Voltage (I _C = -1 mAdc, I _B =0)	V _{(BR)CEO}	-50	-	Vdc
Collector-Base Breakdown Voltage (I _C = -5 uAdc, I _E =0)	V _{(BR)CBO}	-60	-	Vdc
Emitter-Base Breakdown Voltage (I _E = -50 uAdc, I _C =0)	V _{(BR)EBO}	-5.0	-	Vdc
Collector Cutoff Current (V _{CB} = -60Vdc, I _E =0)	I _{CBO}	-	-0.1	uAdc
Emitter Cutoff Current (V _{EB} = -5.0 Vdc, I _C =0)	I _{EBO}	-	-0.1	uAdc

1. FR-5=1.0 x0.75 x0.062 in

勝特力材料 886-3-5753170
 勝特力电子(上海) 86-21-54151736
 勝特力电子(深圳) 86-755-83298787
[Http://www.100y.com.tw](http://www.100y.com.tw)

A733LT1

ELECTRICAL CHARACTERISTICS ($T_A=25^{\circ}\text{C}$ unless otherwise noted) (Countinued)

Characteristics	Symbol	Min	Typ	Max	Unit
-----------------	--------	-----	-----	-----	------

ON CHARACTERISTICS

DC Current Gain ($I_C = -1\text{ mAdc}, V_{CE} = -6\text{ Vdc}$)	h_{FE}	120	-	475	-
Collector-Emitter Saturation Voltage ($I_C = -100\text{ mAdc}, I_B = -10\text{ mAdc}$)	$V_{CE(sat)}$	-	-0.18	-0.3	Vdc
Transition Frequency ($I_C = -10\text{ mAdc}, V_{CE} = -6\text{ Vdc}, f = 30\text{ MHz}$)	f_T	50	-	-	MHz

CLASSIFICATION OF h_{FE}

Rank	L	H
Range	120-200	200-475

A733LT1

勝特力材料 886-3-5753170
 勝特力电子(上海) 86-21-54151736
 勝特力电子(深圳) 86-755-83298787
[Http://www.100y.com.tw](http://www.100y.com.tw)

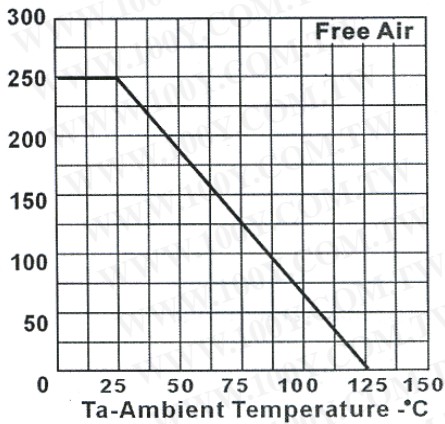


FIG.1 Total Power Dissipation vs. Ambient Temperature

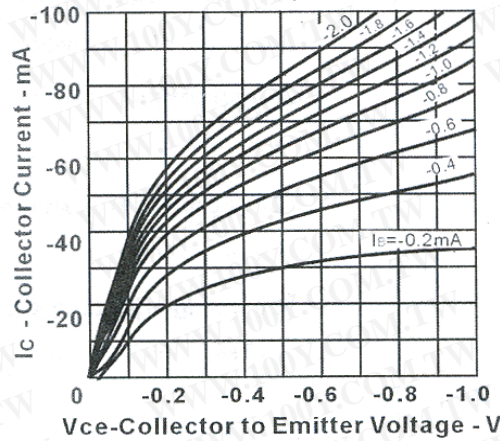


FIG.2 Collector Current vs. Collector to Emitter Voltage

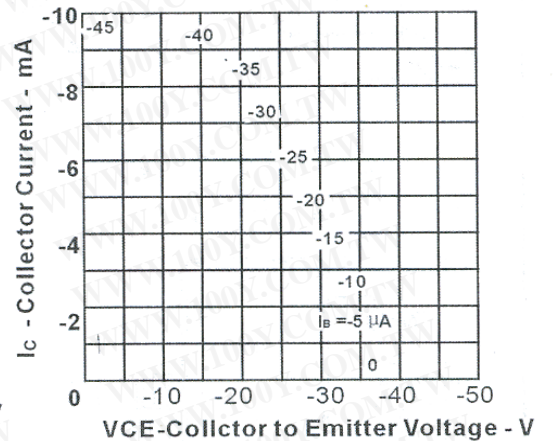


FIG.3 Collector Current vs. Collector to Emitter Voltage

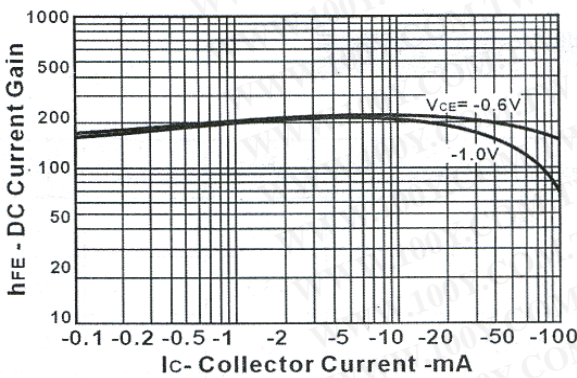


FIG.4 DC Current Gain vs. Collector Current

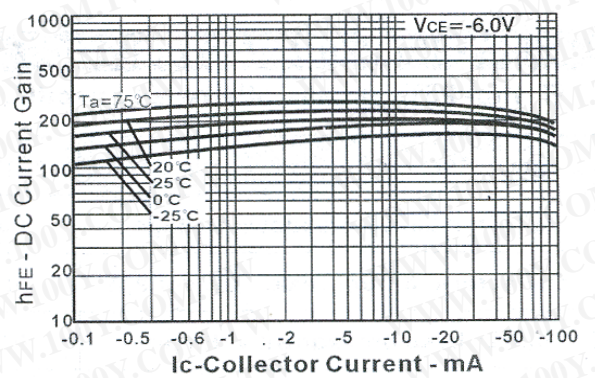


FIG.5 DC Current Gain vs. Collector Current

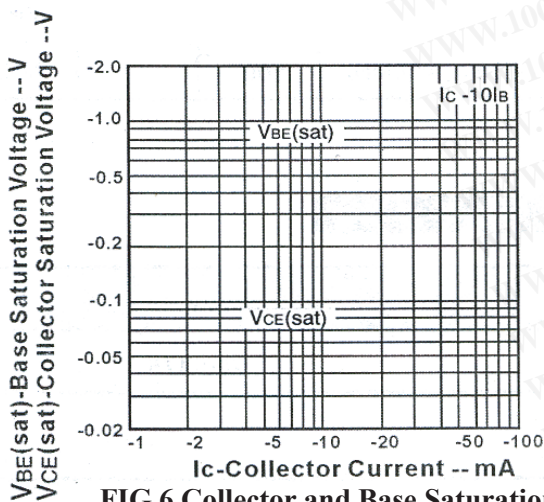


FIG.6 Collector and Base Saturation Voltage vs. Collector Current

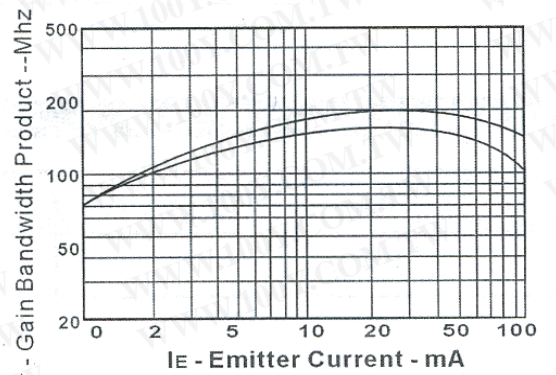


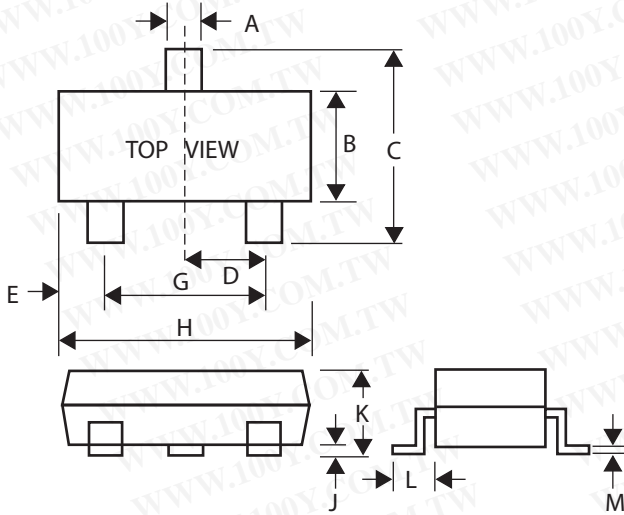
FIG.7 Gain Bandwidth Product vs. Emitter Current

勝特力材料 886-3-5753170
 勝特力电子(上海) 86-21-54151736
 勝特力电子(深圳) 86-755-83298787
[Http://www.100y.com.tw](http://www.100y.com.tw)

A733LT1

SOT-23 Package Outline Dimensions

Unit:mm



Dim	Min	Max
A	0.35	0.51
B	1.19	1.40
C	2.10	3.00
D	0.85	1.05
E	0.46	1.00
G	1.70	2.10
H	2.70	3.10
J	0.01	0.13
K	0.89	1.10
L	0.30	0.61
M	0.076	0.25