



MICRO SWITCH™
Premium Miniature Basic Switches
V7 Series



MICRO SWITCH™ V7 Series

Premium Miniature Basic Switches

Honeywell's MICRO SWITCH™ V7 miniature switches are designed for long term-reliability in a rugged switch packaged with a thermoplastic housing. These switches may be installed in a wide range of applications from simple or precision on/off limits, presence/absence sensing, or embedded in pressure or temperature assemblies.

The V7 switch is available as a pin plunger style or with optional integral or auxiliary levers to actuate the switch and offer versatility in the application. The switch requires as little as 0,15 Newtons [approximately 1/2 ounce] to operate for extremely sensitive applications or an operating force of almost 4 Newtons [14 ounces] where higher forces are required. The V7 switch can reliably control logic level electrical loads from less than 0.1 A to power duty switching up to 25 A. Agency certifications for the MICRO SWITCH™ V7 switches are provided through CSA, ENEC, and UL for global use around the world.

What makes our switches better?

- Certified with CSA, ENEC, and UL for global acceptability
- Reliable snap-spring mechanism with more than 60 years of proven service
- Available with pin plungers, integral levers (fitted two positions), or auxiliary levers to meet equipment requirements
- Electrical ratings from 0.1 A up to 25 A for design flexibility in one package size



Big performance in a small package.

勝特力材料 886-3-5753170
勝特力电子(上海) 86-21-34970699
勝特力电子(深圳) 86-755-83298787
[Http://www.100y.com.tw](http://www.100y.com.tw)

COST OPTIMIZATION • RELIABILITY
PERFORMANCE • GLOBAL ACCEPTANCE

Features and Benefits

ACTUATION ON TIME

MICRO SWITCH™ V7 Series basic switches **operate with forces as low as 15 g** and carry options to increase to 397 g, and can thereby easily accommodate different actuator mechanisms.

Global acceptance: UL, CSA, ENEC

RELIABLE PERFORMANCE IN HARSH CONDITIONS

Switches feature **industry-leading temperature ranges** of -40 °C to 175 °C [-40 °F to 347 °F] to allow for years of reliable performance in harsh conditions.

LONG LIFE CYCLE RATING

The long life cycle rating (up to **10,000,000 cycles**) reduces the need to replace switches over the life of OEM platform applications, therefore reducing total system cost.

DESIGN FLEXIBILITY

Available with pin plungers, integral levers (fitted 2 positions), and auxiliary levers to meet a variety of equipment requirements, MICRO SWITCH™ V7 Series switches also boast electrical ratings from 0.1 A up to 25 A for design flexibility in one package size.

Potential Applications



VENDING MACHINE MOTORS

Switch controls motors or solenoids in vending machines for dispensing of product.

MICROWAVE DOOR INTERLOCK

Switch in door interlock of microwave that disconnects power if door opened.

OVEN CLEANING LATCH

Switch in door latch for oven clean operation.



PRESSURE SWITCH ASSEMBLY

Pressure switch senses incoming water pressure for power washer.

V7 Series

PRODUCT NOMENCLATURE

V7	1	C	1	7	D8	—	—	
Switch Type ¹	Operating Force	Electrical Rating ^{3,6}	Circuitry Code	Mounting/ Construction ^{4,6}	Termination Style (Inches)	Lever Style ²	Special Designator	
V7 Series Miniature Basic Switch	1 150 g max.	A 5 A @ 125 Vac	3 A	1 SPDT	3 150 °C [302 °F] 2,9 mm [0.11 in] mtg. holes	D8 0.187 x 0.02 quick connect	002 Straight 22,1 mm [0.87 in]	Use only if this switch has a special feature. Could be any number.
	1 175 g max. (V & J electrical rating)	B 11 A @ 125 Vac	10 A	2 SPNO	4 150 °C [302 °F] 3,1 mm [0.12 in] mtg. holes	E8 0.187 x 0.02 quick connect spread	022 Straight 35,6 mm [1.4 in]	
	1 225 g max. (K & Z electrical rating)	C 15 A @ 125 Vac	—	3 SPNC	7 85 °C [185 °F] 2,9 mm [0.11 in] mtg. holes	D9 0.250 x 0.032 quick connect	201 Roller 20,6 mm [0.81 in]	
	2 75 g max.	D 1 A @ 125 Vac	1 A	8 85 °C [185 °F] 3,1 mm [0.12 in] mtg. holes	E9 0.250 x 0.032 quick connect spread	207 Roller 34,0 mm [1.34 in]		
	3 50 g max.	E 10 A @ 125 Vac	5 A	9 85 °C [185 °F] 2,9 mm [0.11 in] mtg. holes	P02 Left angle PCB	263 Sim. roller 32,8 mm [1.29 in]		
	4 25 g max.	F 3 A @ 125 Vac	—	0 85 °C [185 °F] 3,1 mm [0.12 in] mtg. holes	P07 SPNO on edge PCB	266 Tall sim. roller 34,0 mm [1.34 in]		
	5 15 g max.	H No rating	—	A 177 °C [350 °F] w/ 2,9 mm [0.11 in] mtg. holes	Formed quick-connect terminals available	048 Straight 59,4 mm [2.34 in]		
	6 6 oz to 14 oz max.	J 19 A @ 125 Vac	16 A			636 Paddle 139,5 mm [5.5 in]		
	7 8 oz max.	K 22 A @ 125 Vac	20 A			Formed levers available		
	8 85 g max.	S 0.1 A @ 125 Vac	1 A					
	9 300 g max.	V 21 A @ 125 Vac	16 A					
		W 15.1 A @ 125 Vac	—					
		X 6 A @ 125 Vac	—					
		Z 25 A @ 125 Vac	20 A					

ONLY

Not all combinations of model code are available. Please contact your Honeywell provider/representative for assistance.

- NOTES:
- ¹ Not all possible combinations are available, these are only guidelines
 - ² Lever length measured from center of back mounting hole to end of straight lever or center of roller
 - ³ All ratings are UL/CSA, and where noted are also European-rated ENEC
 - ⁴ Consider the temperature required and the mounting hole size when making this selection
 - ⁵ Electric ratings "W" x "X" only used with "A" Mounting Construction and vice versa
 - ⁶ European ENEC rating requires Mounting Construction code "9" or "0"

勝特力材料 886-3-5753170
勝特力电子(上海) 86-21-34970699
勝特力电子(深圳) 86-755-83298787
[Http://www.100y.com.tw](http://www.100y.com.tw)

MICRO SWITCH™ Premium Miniature Basic Switches

Table 1. Specifications

Characteristic	Parameter
Circuitry	SPDT, SPNC, SPNO
Operating force	0,25 N to 3,9 N [15 g to 397 g]
Termination	quick connect; 4,75 mm x 0,51 mm [0.187 in x 0.02 in] quick connect: 6,35 mm x 0,81 mm [0.25 in x 0.032 in] PCB (printed circuit board)
Actuators	pin plunger, integral lever options, auxiliary lever options
Agency certification	CSA, ENEC, UL; RoHS compliant
Operating temperature	-40 °C to 85 °C [-40 °F to 185 °F], options for 175 °C [347 °F]
Mechanical life	up to 10 million cycles
Contact material	silver, gold plated, gold alloy
Housing material	high strength thermoplastic

Table 2. Electrical Ratings

Rating code	UL, CSA	ENEC ³
A	5 A 125 Vac, 250 Vac, 277 Vac 1/10 HP 250 Vac	3 (1) A, 250 Vac ²
B	11 A 1/3 HP 125 Vac, 250 Vac or 277 Vac 1/2 A 125 Vdc; 1/4 A 250 Vdc 4 A 125 Vac "L" ¹	10 (3) A, 250 Vac ²
C	15.1 A 1/2 HP 125 Vac, 250 Vac or 277 Vac 1/2 A 125 Vdc 1/4 A 250 Vdc; 5 A 125 Vac "L" ¹	–
E	10 A 1/3 HP 125 Vac, 250 Vac or 277 Vac 1/2 A 125 Vdc 1/4 A 250 Vdc, 4 A 125 Vac "L" ¹	5 (2) A, 250 Vac ²
F	3 A 125 Vac, 250 Vac, 277 Vac 1/10 HP 250 Vac	–
S	0.1 A, 125 Vac	1 (0.05) A, 250 Vac ²
V	21 A 1 HP 125 Vac, 250 Vac, 277 Vac 2 HP 250 Vac, 277 Vac	16 (4) A, 250 Vac ²
W	15.1 A 125 Vac, 250 Vac, 277 Vac	–
Z	25 A, 277 Vac 1 HP, 125 Vac; 2 HP, 250 Vac	20 (5) A, 250 Vac ²

¹ Incandescent lamp rating

² XX(Y) - XX = max. rated resistive value in amps, and (Y) = max. rated inductive value in amps

³ European ENEC rating requires Mounting Construction code "9" or "0". See page four, Mounting Construction column

V7 Series

PRODUCT SPECIFICATIONS AND LISTINGS

Contact your Honeywell rep or distributor for additional listings

- O.F. • Operating force
- R.F. • Release force
- P.T. • Pretravel
- O.T. • Overtravel
- D.T. • Differential travel
- O.P. • Operating position

	Catalog Listing	Elect. Rating UL/CSA (CE)	Elect. Rating Spec. (page 4)	Contacts	O.F. max. newtons [grams]	O.P. nominal mm [inches]	P.T. max. mm [inches]	O.T. min. mm [inches]	D.T. mm [inches]
	V7-2S17DB	0.1 A (---)	S	SPDT	0,79 [75]	14,7 [0.578]	1,19 [0.047]	1,27 [0.050]	0,05 - 0,25 [0.002-0.010]
	V7-1S17D8	0.1 A (---)	S	SPDT	1,47 [150]	14,7 [0.578]	1,19 [0.047]	1,27 [0.050]	0,05 - 0,25 [0.002-0.010]
	V7-5F17D8	3 A (---)	F	SPDT	0,15 [15]	14,7 [0.578]	1,19 [0.047]	1,27 [0.050]	0,05 - 0,25 [0.002-0.010]
	V7-4A17D8	5 A (---)	A	SPDT	0,25 [25]	14,7 [0.578]	1,19 [0.047]	1,27 [0.050]	0,05 - 0,25 [0.002-0.010]
	V7-3E17D8	10 A (---)	E	SPDT	0,49 [50]	14,7 [0.578]	1,19 [0.047]	1,27 [0.050]	0,05 - 0,25 [0.002-0.010]
	V7-1B37D8	11 A (---)	B	SPNC	1,47 [150]	14,7 [0.578]	1,19 [0.047]	1,27 [0.050]	0,05 - 0,25 [0.002-0.010]
	V7-2B17D8	11 A (---)	B	SPDT	0,74 [75]	14,7 [0.578]	1,19 [0.047]	1,27 [0.050]	0,05 - 0,25 [0.002-0.010]
	V7-2B17E9	11 A (---)	B	SPDT	0,74 [75]	14,7 [0.578]	1,19 [0.047]	1,27 [0.050]	0,05 - 0,25 [0.002-0.010]
Pin plunger	V7-7B17D8	11 A (---)	B	SPDT	2,22 [227]	14,7 [0.578]	1,19 [0.047]	1,27 [0.050]	0,05 - 0,25 [0.002-0.010]
	V7-1C17D8	15 A (---)	C	SPDT	1,47 [150]	14,7 [0.578]	1,19 [0.047]	1,27 [0.050]	0,05 - 0,25 [0.002-0.010]
	V7-1C17E9	15 A (---)	C	SPDT	1,47 [150]	14,7 [0.578]	1,19 [0.047]	1,27 [0.050]	0,05 - 0,25 [0.002-0.010]
	V7-1C37B8	15 A (---)	C	SPNC	1,47 [150]	14,7 [0.578]	1,19 [0.047]	1,27 [0.050]	0,05 - 0,25 [0.002-0.010]
	V7-1V19E9	21 A (16 A)	V	SPDT	1,72 [175]	14,7 [0.578]	1,19 [0.047]	1,27 [0.050]	0,05 - 0,25 [0.002-0.010]
	V7-1V29E9	21 A (16 A)	V	SPNO	1,72 [175]	14,7 [0.578]	1,19 [0.047]	1,27 [0.050]	0,05 - 0,25 [0.002-0.010]
	V7-1V39E9	21 A (16 A)	V	SPNC	1,72 [175]	14,7 [0.578]	1,19 [0.047]	1,27 [0.050]	0,05 - 0,25 [0.002-0.010]
	V7-1Z19E9	25 A (20 A)	Z	SPDT	2,21 [225]	14,7 [0.578]	1,19 [0.047]	1,27 [0.050]	0,05 - 0,25 [0.002-0.010]
	V7-1Z29E9	25 A (20 A)	Z	SPNO	2,21 [225]	14,7 [0.578]	1,19 [0.047]	1,27 [0.050]	0,05 - 0,25 [0.002-0.010]
	V7-1Z20E9*	25 A (20 A)	Z	SPNO	2,21 [225]	14,7 [0.578]	1,19 [0.047]	1,27 [0.050]	0,05 - 0,25 [0.002-0.010]
Lever 22,1 mm [0.87 in]	V7-1C17D8-002	15 A (---)	C	SPDT	1,57 [160]	15,2 [0.600]	1,52 [0.060]	0,89 [0.035]	0,36 [0.015] max.
	V7-1C17E9-002	15 A (---)	C	SPDT	1,57 [160]	15,2 [0.600]	1,52 [0.060]	0,89 [0.035]	0,36 [0.015] max.
	V7-6C18D8-002*	15 A (---)	C	SPDT	4,05 [413]	15,2 [0.600]	1,52 [0.060]	0,89 [0.035]	0,36 [0.015] max.

*3,1 mm mtg holes

勝特力材料 886-3-5753170
 勝特力电子(上海) 86-21-34970699
 勝特力电子(深圳) 86-755-83298787
[Http://www.100y.com.tw](http://www.100y.com.tw)

MICRO SWITCH™ Premium Miniature Basic Switches

- O.F. • Operating force
- R.F. • Release force
- P.T. • Pretravel
- O.T. • Overtravel
- D.T. • Differential travel
- O.P. • Operating position

PRODUCT SPECIFICATIONS AND LISTINGS

Contact your Honeywell rep or distributor for additional listings

	Catalog Listing	Elect. Rating UL/CSA (CE)	Elect. Rating Spec. (page 4)	Contacts	O.F. max. newtons [grams]	O.P. nominal mm [inches]	P.T. max. mm [inches]	O.T. min. mm [inches]	D.T. mm [inches]
Lever 35,6 mm [1.40 in] 	V7-1S17D8-022	0.1 A (---)	S	SPDT	0,83 [85]	15,2 [0.60]	3,04 [0.120]	2,16 [0.085]	0,76 [0.030] max.
	V7-3S17D8-022	0.1 A (---)	S	SPDT	0,29 [30]	15,2 [0.60]	3,04 [0.120]	2,16 [0.085]	0,76 [0.030] max.
	V7-3S17E9-022	0.1 A (---)	S	SPDT	0,29 [30]	15,2 [0.60]	3,04 [0.120]	2,16 [0.085]	0,76 [0.030] max.
	V7-1B17D8-022	11 A (---)	B	SPDT	0,80 [82]	15,3 [0.603]	3,04 [0.120]	1,70 [0.067]	0,69 [0.027] max.
	V7-1B19D8-022	11 A (10 A)	B	SPDT	0,80 [82]	15,3 [0.603]	3,25 [0.128]	1,78 [0.070]	0,71 [0.028] max.
	V7-2B17D8-022	11 A (---)	B	SPDT	0,40 [41]	15,3 [0.603]	3,04 [0.120]	1,70 [0.067]	0,71 [0.027] max.
	V7-6B19E9-022	11 A (10 A)	B	SPDT	2,11 [215]	15,2 [0.60]	3,25 [0.128]	1,35 [0.053]	0,76 [0.030] max.
Lever 59,4 mm [2.34 in] 	V7-3S17D8-048	0.1 A (---)	S	SPDT	0,16 [16]	15,3 [0.603]	5,97 [0.235]	3,00 [0.118]	1,27 [0.050] max.
	V7-2B17D8-048	11 A (---)	B	SPDT	0,20 [20]	15,3 [0.603]	5,97 [0.235]	2,92 [0.115]	1,27 [0.050] max.
	V7-1C17D8-048	15 A (---)	C	SPDT	0,44 [45]	15,2 [0.603]	5,94 [0.234]	4,19 [0.165]	1,52 [0.060] max.
	V7-1V19E9-048	21 A (16 A)	V	SPDT	0,54 [55]	15,4 [0.605]	6,35 [0.250]	3,05 [0.120]	1,40 [0.055] max.
	V7-9W1AE9-048**	15 A (---)	W	SPDT	0,88 [90]	15,2 [0.603]	6,35 [0.250]	3,15 [0.124]	1,37 [0.054] max.
Lever Sim. Roll 32,8 mm [1.29 in] 	V7-1S17D8-263	0.1 A (---)	S	SPDT	0,88 [90]	18,54 [0.730]	2,79 [0.110]	1,90 [0.075]	0,76 [0.030] max.
	V7-3E19E9-263	10 A (5 A)	E	SPDT	0,32 [33]	18,54 [0.730]	2,54 [0.100]	1,90 [0.075]	0,76 [0.030] max.
	V7-1B17D8-263	11 A (---)	B	SPDT	0,88 [90]	18,54 [0.730]	2,79 [0.110]	1,52 [0.060]	0,76 [0.030] max.
	V7-1C17D8-263	15 A (---)	C	SPDT	0,89 [91]	18,54 [0.730]	2,79 [0.110]	1,55 [0.061]	0,61 [0.024] max.
	V7-1V29E9-263	21 A (16 A)	V	SPNO	1,08 [110]	18,49 [0.728]	2,90 [0.114]	1,62 [0.064]	0,64 [0.025] max.
	V7-1Z10E9-263*	25 A (20 A)	Z	SPDT	1,33 [136]	18,49 [0.728]	2,90 [0.114]	1,62 [0.064]	0,64 [0.025] max.
Lever, Roller 20,57 mm [0.81 in] 	V7-2S17D8-201	0.1 A (---)	S	SPDT	0,88 [90]	20,57 [0.810]	1,19 [0.047]	1,02 [0.040]	0,38 [0.015] max.
	V7-6B19E9-201	11 A (10 A)	B	SPDT	4,50 [459]	20,52 [0.808]	1,42 [0.056]	0,86 [0.034]	0,33 [0.013] max.
	V7-7B17D8-201	11 A (---)	B	SPDT	2,78 [283]	20,52 [0.808]	1,42 [0.056]	0,86 [0.034]	0,33 [0.013] max.
	V7-1C17D8-201	15 A (---)	C	SPDT	1,72 [175]	20,57 [0.810]	1,19 [0.047]	0,81 [0.032]	0,30 [0.012] max.
Lever, Roller 34,04 mm [1.34 in] 	V7-1S17D8-207	0.1 A (---)	S	SPDT	0,83 [85]	20,57 [0.810]	2,84 [0.112]	2,03 [0.080]	0,76 [0.030] max.
	V7-2A17D8-207	5 A (---)	A	SPDT	0,42 [43]	20,57 [0.810]	2,92 [0.115]	1,52 [0.060]	0,64 [0.025] max.
	V7-1B17D8-207	11 A (---)	B	SPDT	0,83 [85]	20,57 [0.810]	2,92 [0.115]	1,52 [0.060]	0,76 [0.030] max.
	V7-1C17D8-207	15 A (---)	C	SPDT	0,88 [90]	20,57 [0.810]	2,92 [0.115]	1,52 [0.060]	0,64 [0.025] max.
	V7-1V19E9-207	21 A (16 A)	V	SPDT	0,98 [100]	20,52 [0.808]	3,07 [0.121]	1,65 [0.065]	0,76 [0.030] max.

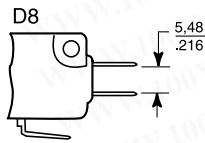
*3,1 mm mtg holes

** 177 °C [350 °F]

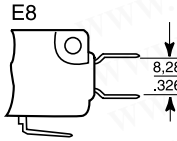
V7 Series

AVAILABLE TERMINALS

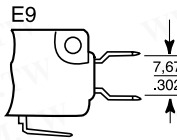
Quick Connect (QC)



D8 Terminals: 0.187 in wide x 0.020 in thick.

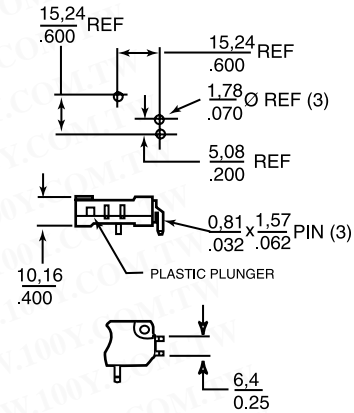


E8 Terminals: 0.187 in wide x 0.020 in thick.



E9 Terminals: 0.250 in wide x 0.032 in thick.

Printed Circuit Board (PO2)



These terminals interface with snap-on receptacles and other components from AMPMODU interconnection system.

STANDARD ACTUATOR OPTIONS

	Straight Lever (-002) 	Roller Lever (-201)
	Straight Lever (-022) 	Roller Lever (-207)
	Straight Lever (-048) 	Simulated Roller Lever (-263)

ACCESSORIES

	Part Number	Description
	15PA177-V7	Insulator packet: 500 pieces of 0.46 mm [0.018 in] thick varnished fiberglass
	15PA260	Plunger boot seal: Elastomer, dust and splash resistant (Switch not included)

MICRO SWITCH™ Premium Miniature Basic Switches

This Honeywell datasheet supports the following MICRO SWITCH™ V7 Series Basic Switch Listings

V7-1C17D8-002	V7-1D10E9-201	V7-2B17E9	V7-6B19D8-057
V7-1C37D855-002	V7-1V17D8-201	V7-6C17D8	V7-2B17D8-162
V7-6C18D8-002	V7-1C17D8-207	V7-4S17D8	V7-4A29E8-424
V7-1C27D855-002	V7-1B17D8-207	V7-1Y19E9	V7-1C17D844
V7-1C33D855-002	V7-2B17D8-207	V7-1C27E9	V7-1B17D8-122
V7-1C39D8-002	V7-1C17E9-207	V71Z10E9	V7-1C17D844-429
V7-1C17E9-002	V7-2A17D8-207	V7-1B17D8	V7-7A19D8-374
V7-6C28E9-002	V7-1V19E9-207	V7-6B19D8	V7-4A17D8-407
V7-1B17D8-022	V7-1B10E9-207	V7-1C18D8	V7-5F17D8-289
V7-1B19D8-022	V7-1A27D8-207	V7-1A17D8	V7-6C17D8-057
V7-1C17D8-022	V7-7D17D8-207	V7-2B29D8	V7-2B29D8-384
V7-3S17E9-022	V7-2S17D8-207	V7-5D17E9	V7-1X1AD8-304
V7-6B19E9-022	V7-1S17D8-207	V7-3A17D8	V7-6C17D8-162
V7-1S17D8-022	V7-1C17D8-263	V7-4S37D8	V7-1A23E9-172
V7-2B17D8-022	V7-1B17D8-263	V7-7B19E9	V7-1X2AD9C2
V7-3S17D8-022	V7-6C17D8-263	V7-1Z10E9	V7-1C27E9-292
V7-1B29P07-022	V7-1Z10E9-263	V7-2A17E9	V7-2S17E9-420
V7-1C18E9-022	V7-1S17D8-263	V7-5F27D8	V7-1C17D8-294
V7-3E17E9-022	V7-1C27E9-263	V7-3S17E9	V7-7B17D8-073
V7-2B27D8-022	V7-1V29E9-263	V7-1S10D8	V7-3S17D8-148
V7-2S17D8-022	V7-3E19E9-263	V7-1Z39E9	V7-7C19D8-640
V7-9W1AE9-022	V71Z10E9-263	V7-2B27E9	V7-1V19E994-403
V7-1Z19E9-022	V7-7B19D8-263	V7-3E19E9	V7-1A17D8-057
V7-2B17D8-048	V7-1S18D8-263	V7-1A17P02	V7-1E17D8-366
V7-1V19E9-048	V7-1B37D8-263	V7-4S27D8	V7-5F17D8-336
V7-1C17D8-048	V7-3A17D8-263	V7-7B27D8	V7-1C17E9-292
V7-1X2AD8-048	V7-1B178-263	V7-1Z13E9	V7-6A17D8-057
V7-9W1AE9-048	V7-1A27D8-636	V7-1Z30E9	V7-2E17E9-420
V7-1B17D8-048	V7-1C17D8	V7-2A27D8	V7-6C17D8-439
V7-3S17D8-048	V7-2B17D8	V7-7A19D8	V7-1X1AD9C1
V7-9W2AE9-048	V7-1V39E9	V7-2B37E9	V7-7B10D8-274
V7-7B17D8-048	V7-1Z19E9	V7-1C29D8	V7-7B19D8-426
V7-1A17D8-048	V7-1B37D8	V7-1C13E9	V7-3E17D8-148
V7-2B29E9-048	V7-2S17D8	V7-3A18D8	V7-1A28D882
V7-2B19E9-048	V7-1C17E9	V7-9W2AE9	V7-7B29D883
V7-6C18D8-048	V7-1C37D8	V7-4A18E9	V7-7B17D8-481
V7-1B27D8-048	V7-1Z29E9	V7-9W1AE9	V7-2E17E9-366
V71A17D8048	V7-3E17D8	V7-1A28D8	V7-1C29E7
V7-1C17D8-201	V7-5F17D8	V7-1B19E9	V7-1S19D8-369
V7-7B17D8-201	V7-7B17D8	V7-1K29E9	V7-7B19D8-640
V7-1C13D8-201	V7-1S17D8	V7-2B17-D8	V7-7B17D8-140
V7-2B17D8-201	V7-1V19E9	V7-3E10E8	V7-1X2AE9-292
V7-1C17E9-201	V7-3E17E9	V7-6C37E9-036	V7-1Z13E987
V7-2S17D8-201	V7-1Z20E9	V7-1C27D94	V7-1X2AD8-294
V7-6B19E9-201	V7-4A17D8	V7-1C17D8-295	V7-6B19D8-672
V7-1S17D8-201	V7-5F27E9	V7-1C29D7	V7-7B29E9-053
V7-7B17D862-201	V7-1Y39E9	V7-1Z13E993	V7-1V20E94
V7-1D19D8-201	V7-1V29E9	V7-1V19E9-269	V7-1B19D8-369
V7-3A17D8-201	V7-1D10D8	V7-6C13D8-132	15PA177-V7
			15PA260

勝特力材料 886-3-5753170
勝特力电子(上海) 86-21-34970699
勝特力电子(深圳) 86-755-83298787
[Http://www.100y.com.tw](http://www.100y.com.tw)

ADDITIONAL INFORMATION

The following associated literature is available on the Honeywell web site at sensing.honeywell.com:

- Product installation instructions
- Product range guide
- Product nomenclature tree
- Product application-specific information
 - Application note: Electronic sensors and electromechanical switches in valves and flow meters
 - Application note: Electronic sensors and MICRO SWITCH™ switches in industrial air compressors
 - Application note: Sensors and switches for HVAC/R applications
 - Application note: Sensors and switches in oil rig applications
 - Application note: Sensors and switches in sanitary valves
 - Application note: Sensors and switches for valve monitors and valve indicators
 - Application note: Treadmill equipment
 - Application note: V7 available terminals
 - Technical bulletin: Applying precision switches
 - Technical bulletin: Low energy switch guide

WARNING

PERSONAL INJURY

DO NOT USE these products as safety or emergency stop devices or in any other application where failure of the product could result in personal injury.

Failure to comply with these instructions could result in death or serious injury.

WARNING

MISUSE OF DOCUMENTATION

- The information presented in this product sheet is for reference only. Do not use this document as a product installation guide.
- Complete installation, operation, and maintenance information is provided in the instructions supplied with each product.

Failure to comply with these instructions could result in death or serious injury.

WARRANTY/REMEDY

Honeywell warrants goods of its manufacture as being free of defective materials and faulty workmanship. Honeywell's standard product warranty applies unless agreed to otherwise by Honeywell in writing; please refer to your order acknowledgement or consult your local sales office for specific warranty details. If warranted goods are returned to Honeywell during the period of coverage, Honeywell will repair or replace, at its option, without charge those items it finds defective. **The foregoing is buyer's sole remedy and is in lieu of all other warranties, expressed or implied, including those of merchantability and fitness for a particular purpose. In no event shall Honeywell be liable for consequential, special, or indirect damages.**

While we provide application assistance personally, through our literature and the Honeywell website, it is up to the customer to determine the suitability of the product in the application.

Specifications may change without notice. The information we supply is believed to be accurate and reliable as of this printing. However, we assume no responsibility for its use.

勝特力材料 886-3-5753170
勝特力电子(上海) 86-21-34970699
勝特力电子(深圳) 86-755-83298787

[Http://www.100y.com.tw](http://www.100y.com.tw)

Find out more

Honeywell serves its customers through a worldwide network of sales offices, representatives and distributors. For application assistance, current specifications, pricing or name of the nearest Authorized Distributor, contact your local sales office.

To learn more about Honeywell's sensing and control products, call **+1-815-235-6847** or **1-800-537-6945**, visit **sensing.honeywell.com**, or e-mail inquiries to **info.sc@honeywell.com**

Sensing and Control
Honeywell
1985 Douglas Drive North
Golden Valley, MN 55422
honeywell.com

