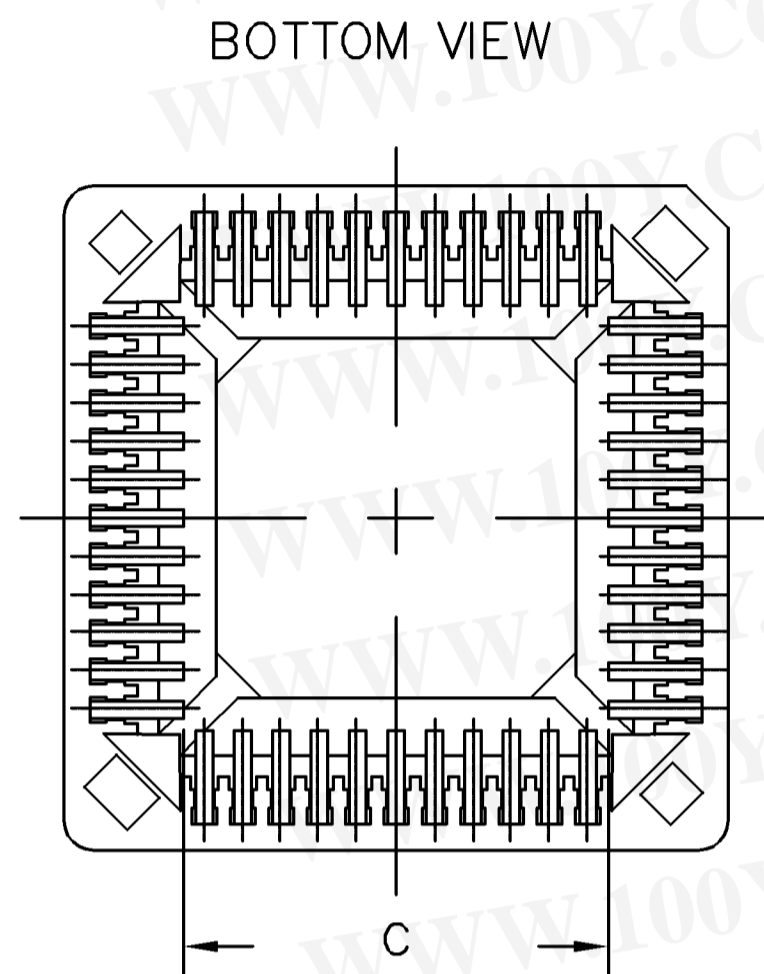
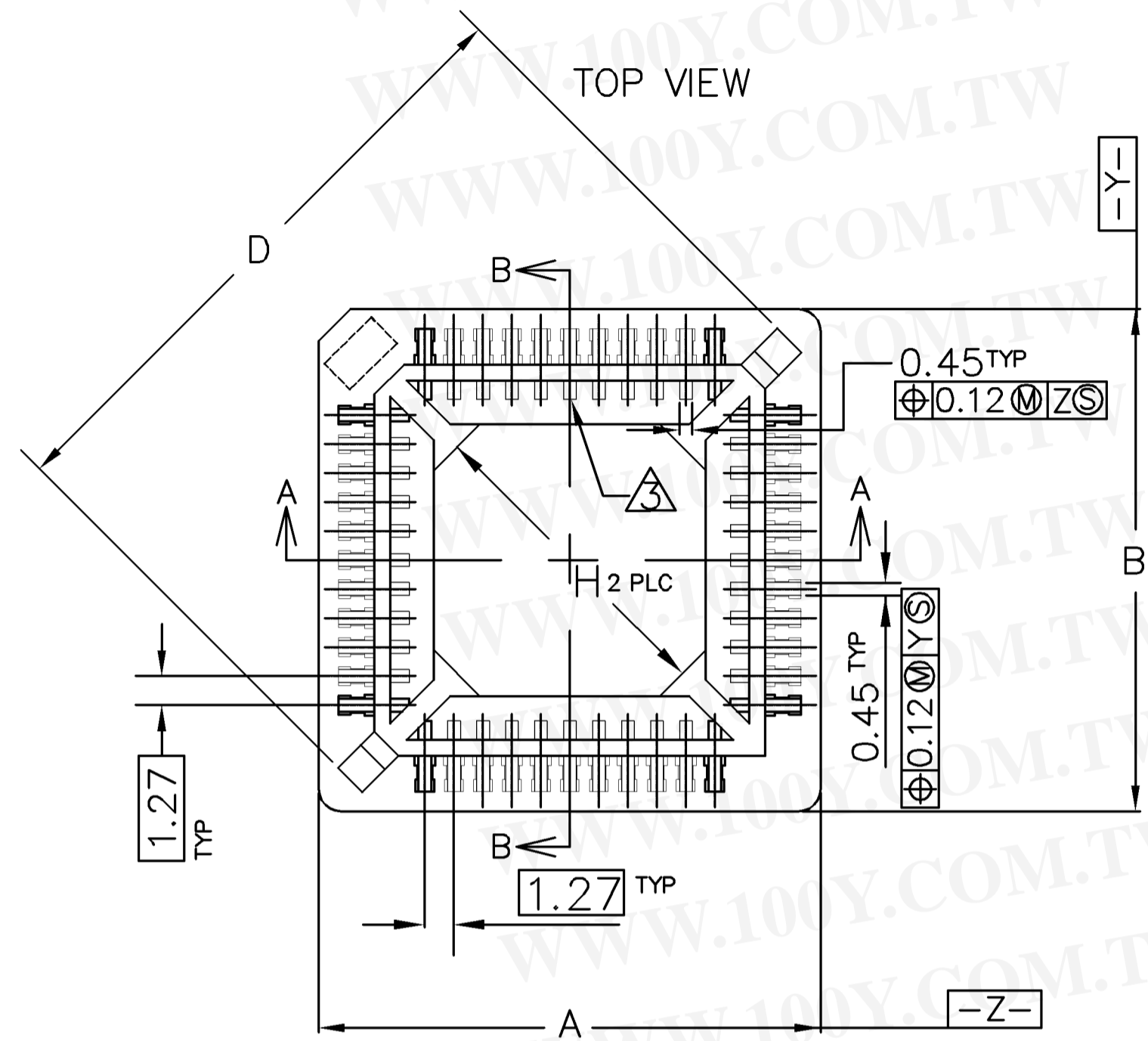
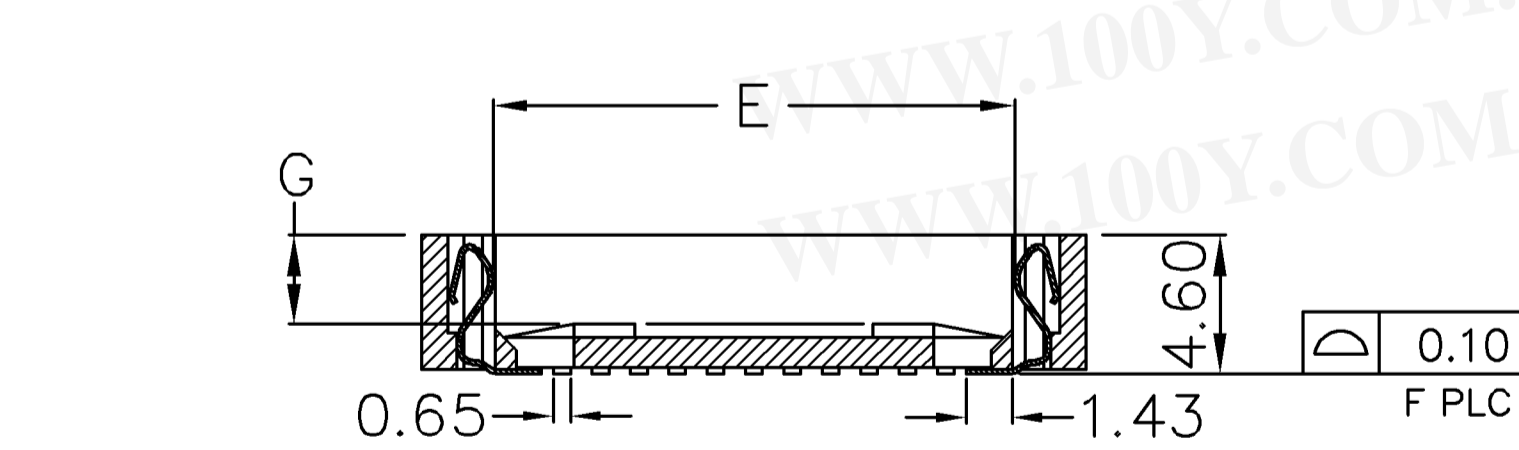


LOC	DIST	REVISIONS			
P	LTR	DESCRIPTION	DATE	DWN	APVD
DW	-	A2	REVISED (ECR-11-006020)	23MAR11	JL WK



- 1 MATERIAL:
HOUSING--HIGH TEMPERATURE THERMOPLASTIC, UL94V-0, COLOR: BROWN.
CONTACT--PHOSPHOR BRONZE.
- 2 CONTACT FINISH: PLATE 0.00254 MIN. MATTE TIN OVER 0.00127 MIN. NICKEL ; ALL OVER.
- 3 PIN #1. TRIANGULAR IDENTIFIER 0.03 MAX RAISED ON FLOOR.
- 4 VIA HOLES NOT RECOMMENDED WITHIN SOCKET SHADOW AREA.
- 5. CURRENT RATING: 1 AMP.
- 6. VOLTAGE RATING: 250V.
- 7. CONTACT RESISTANCE: 20 MILLIOHMS, MAXIMUM.
- 8. INSULATION RESISTANCE: 5,000 MEGOHMS, MINIMUM, INITIAL.
- 9. DIELECTRIC WITHSTANDING VOLTAGE: 600 VAC RMS, MINIMUM.
- 10. OPERATING TEMPERATURE: -55 TO +105 C.
- 11. DURABILITY: 25 CYCLES.
- 12. PLCC DEVICE MUST CONFORM TO JEDEC MS-018 (SQ.) OR MS-016 (RECT.)
- 13. RESISTANCE TO SOLDERING HEAT: 260C MAXIMUM FOR 30 SECONDS MAXIMUM.
- 14 FOR 32 POS: SECTION A-A, E = 11.90
SECTION B-B, E = 14.45
- 15. EXTRACTION TOOL: 822476-1



勝特力材料 886-3-5753170
 勝特力电子(上海) 86-21-34970699
 勝特力电子(深圳) 86-755-83298787
[Http://www.100y.com.tw](http://www.100y.com.tw)

H	G	F	E	D	C	B	A	Part Status	Packaging	AMP P/N
8.74	2.60	32	21.89	9.25	19.57	16.90	ACTIVE	Tape	3-822516-7	
8.74	2.60	32	21.89	9.25	19.57	16.90	ACTIVE	Tubes	822516-7	
32.14	2.90	84	29.69	45.20	27.03	35.90	ACTIVE	Tape	3-822516-6	
32.14	2.90	84	29.69	45.20	27.03	35.90	ACTIVE	Tubes	822516-6	
24.83	2.90	68	24.61	37.98	21.95	30.82	ACTIVE	Tape	3-822516-5	
24.83	2.90	68	24.61	37.98	21.95	30.82	ACTIVE	Tubes	822516-5	
17.52	2.75	52	19.53	30.78	16.87	25.74	ACTIVE	Tape	3-822516-4	
17.52	2.75	52	19.53	30.78	16.87	25.74	ACTIVE	Tubes	822516-4	
4.04	2.75	20	9.36	16.38	6.71	14.36	ACTIVE	Tape	3-822516-3	
4.04	2.75	20	9.36	16.38	6.71	14.36	ACTIVE	Tubes	822516-3	
7.55	2.75	28	11.90	20.00	9.25	16.90	ACTIVE	Tape	3-822516-2	
7.55	2.75	28	11.90	20.00	9.25	16.90	ACTIVE	Tubes	822516-2	
14.16	2.95	44	16.99	27.20	14.33	22.00	ACTIVE	Tape	3-822516-1	
14.16	2.95	44	16.99	27.20	14.33	22.00	ACTIVE	Tubes	822516-1	

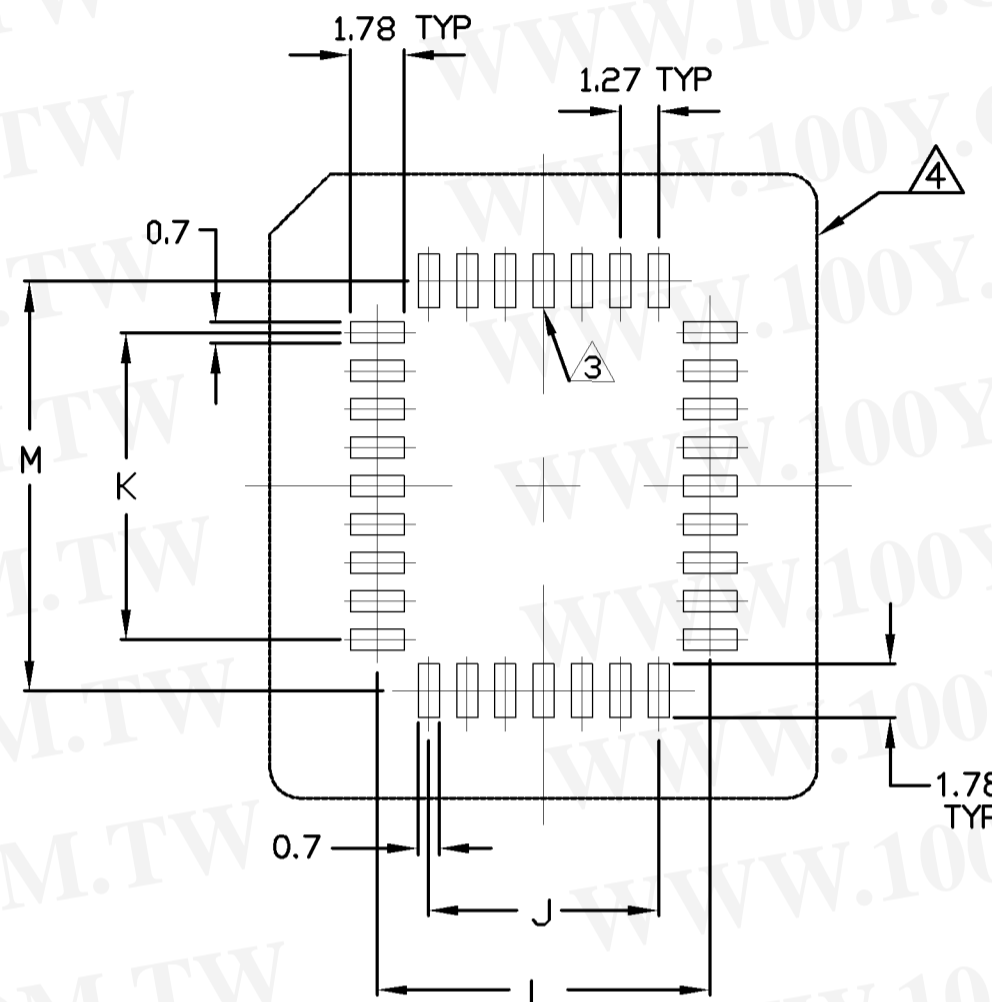
THIS DRAWING IS A CONTROLLED DOCUMENT.

DIMENSIONS: MM	TOLERANCES UNLESS OTHERWISE SPECIFIED:	DWN K.KREIDLER 18MAY2001	 TE Connectivity
	0 PLC ± -	CHK K.KREIDLER 18MAY2001	
	1 PLC ± -	APVD K.KREIDLER 18MAY2001	
	2 PLC ± 0.2	NAME	
3 PLC ± -	4 PLC ± -	PRODUCT SPEC 108-57858	PLCC SURFACE MOUNT LEAD FREE VERSION
ANGLES ± -	FINISH ± -	APPLICATION SPEC	
MATERIAL SEE NOTE	FINISH SEE NOTE	WEIGHT -	SIZE A300779
		CUSTOMER DRAWING	DRAWING NO C=822516
		SCALE -	SHEET 1 OF 2
			REV A2

LOC DW DIST

REVISIONS

P	LTR	DESCRIPTION	DATE	DWN	APVD
		SEE SHEET 1.			



RECOMMENDED PCB FOOTPRINT

勝特力材料 886-3-5753170
 勝特力电子(上海) 86-21-34970699
 勝特力电子(深圳) 86-755-83298787
[Http://www.100y.com.tw](http://www.100y.com.tw)

84	25.40	25.40	28.80	28.80
68	20.32	20.32	23.72	23.72
52	15.24	15.24	18.64	18.64
44	12.70	12.70	16.10	16.10
32	7.62	10.16	11.02	13.56
28	7.62	7.62	11.02	11.02
20	5.08	5.08	8.48	8.48
NO. OF POSITIONS	J	K	L	M

THIS DRAWING IS A CONTROLLED DOCUMENT.		DWN	TE Connectivity				
DIMENSIONS: MM		CHK				NAME	
TOLERANCES UNLESS OTHERWISE SPECIFIED: 0 PLC ± - 1 PLC ± - 2 PLC ± - 3 PLC ± - 4 PLC ± - ANGLES ± -		APVD				PLCC SURFACE MOUNT LEAD FREE VERSION	
MATERIAL		PRODUCT SPEC				SIZE	CAGE CODE
FINISH		APPLICATION SPEC	A300779		C=822516		
		WEIGHT	CUSTOMER DRAWING		SCALE	SHEET 2 OF 2	REV A2