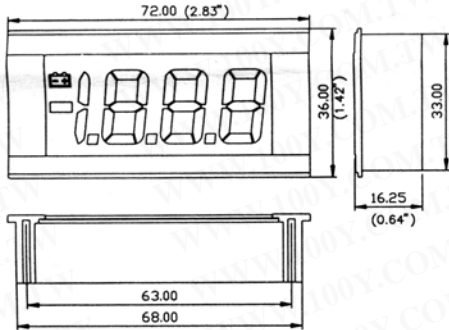


7400 Series Digital Panel Meters

DIMENSION OF DPM (9/128 DIN)
unit : mm



Specifications:

General:

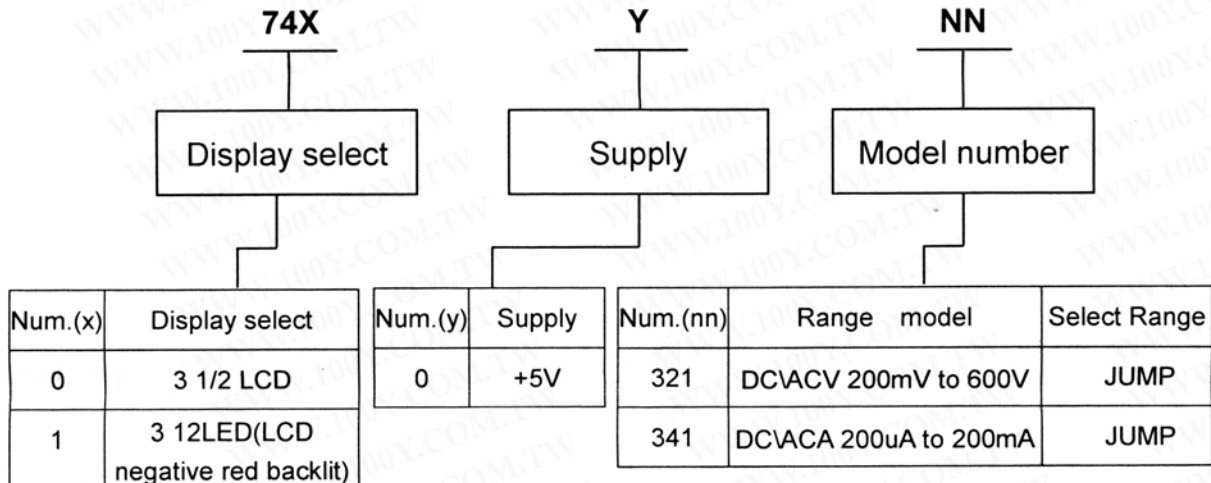
- Display: 3 1/2 digit liquid crystal display(LCD) with maximum reading of 1999.
- Measurement Rate: 2.5 times per second, nominal.
- Operating Environment: 0°C to 60°C (32°F to 140°F)
- Storage temperature: -20°C to 75°C (-4°F to 167°F)
- Humidity: less than 75% RH.
- 12LED(LCDnegativevered backlit)

胜特力材料 886-3-5753170
 胜特力电子(上海) 86-21-54151736
 胜特力电子(深圳) 86-755-83298787
[Http://www.100y.com.tw](http://www.100y.com.tw)

Electrical:

- DCV
Range: 200mV, 2V, 20V, 200V, 600V
Accuracy: 200mV range $\pm(0.1\%\pm 2\text{dpts})$
other ranges $\pm(0.2\%\pm 2\text{dpts})$
- ACV (@ 50Hz~500Hz)
Range: 200mV, 2V, 20V, 200V, 600V
Accuracy: 200mV range $\pm(0.2\%\pm 3\text{dpts})$
other ranges $\pm(0.3\%\pm 3\text{dpts})$
(only ACV 600V @ 50Hz-60Hz)
- DCA
Range: 200mA, 20mA, 2mA, 200uA
Accuracy: 200mV range $\pm(0.1\%\pm 2\text{dpts})$
other ranges $\pm(0.3\%\pm 2\text{dpts})$
- ACA (@ 50Hz~500Hz)
Range: 200mA, 20mA, 2mA, 200uA
Accuracy: 200mA range $\pm(0.2\%\pm 3\text{dpts})$
other ranges $\pm(0.4\%\pm 3\text{dpts})$
- Temperature coefficient: (0°C to 60°C)
 $\pm 0.15\text{dgt}/^\circ\text{C}(\text{Max.})$
- Auto-zero Reading: $\pm 1\text{dgt}$

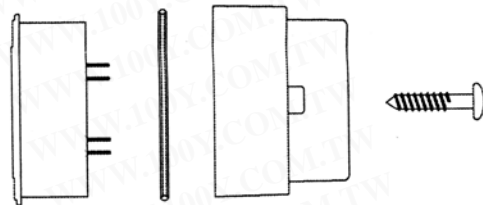
Purchasing notes:



Technical informations

- Pin2. Supply+: +5VDC of supply voltage.
 Pin4. Supply-: ground of supply voltage.
 Pin5. IN-: When in voltage function it is of no use.
 In current function: pin5 & pin6 being shorted on PCB by itself.
 Pin6. IN+: Positive signals input.
 Pin8. DP1: 199.9 connecting pin7 to Pin8 to drive decimal point.
 Pin10. DP2: 19.99 connecting pin9 to Pin10 to drive decimal point.
 Pin11. DP3: 1.999 connecting pin11 to Pin12 to drive decimal.
 Pin12. Analog common.

+5VDC POWER CIRCUIT



胜特力材料 886-3-5753170
 胜特力电子(上海) 86-21-54151736
 胜特力电子(深圳) 86-755-83298787
[Http://www.100y.com.tw](http://www.100y.com.tw)


Select Function & Range

1. Select AC/DC Function.

AC Function

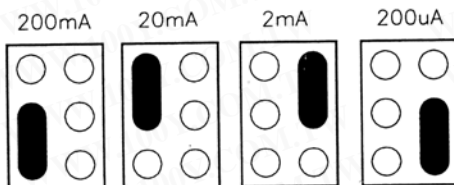


DC Function



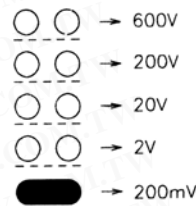
2. Select Range. (Current)

Jump :



3. Select Range. (Voltage)

Jump :



4. Select Decimal point

