

# ALUMINUM ELECTROLYTIC CAPACITORS

nichicon



Snap-in Terminal Type, Wide Temperature Range

series


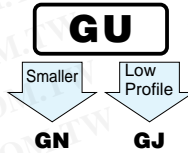


RCJ Approved (160V-)  
Anti-Solvent Feature (Through 100V only)

Approved by Reliability Center for Electronic Component, Japan-Certification No. RCJ-03-24D

- Withstanding 3000 hours application of rated ripple current at 105°C.

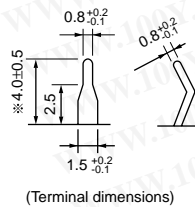
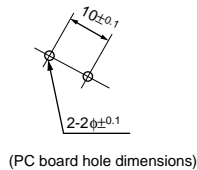
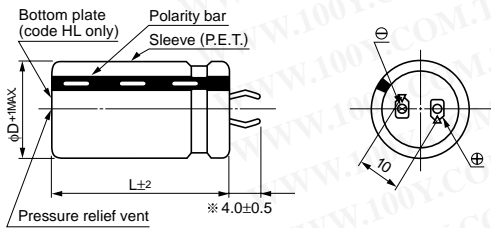
**勝特力材料 886-3-5753170**  
**胜特力电子(上海) 86-21-54151736**  
**胜特力电子(深圳) 86-755-83298787**  
[Http://www.100y.com.tw](http://www.100y.com.tw)



## Specifications


Item	Performance Characteristics									
Category Temperature Range	-40 ~ +105°C (16 ~ 250V), -25 ~ +105°C (315 ~ 450V)									
Rated Voltage Range	16 ~ 450V									
Rated Capacitance Range	47 ~ 47000μF									
Capacitance Tolerance	±20% at 120Hz, 20°C									
Leakage Current	I ≤ 3√C(V)(μA) (After 5 minutes' application of rated voltage) [C : Rated Capacitance (μF), V : Voltage (V)]									
tan δ	Measurement frequency : 120Hz, Temperature : 20°C									
	Rated voltage(V)	16	25	35	50	63	80·100	160-420	450	
	tan δ (MAX.)	0.50	0.40	0.35	0.30	0.25	0.20	0.15	0.20	
Stability at Low Temperature	Measurement frequency : 120Hz									
	Rated voltage (V)		16~100		160~250		315~450			
	Impedance ratio Z/-25°C/Z+20°C	4		3		8				
	ZI/Z20 (MAX.)	20		12		—				
Endurance	After an application of DC voltage(in the range of rated DC voltage even after over-lapping the specified ripple current) for 3000 hours at 105°C, capacitors meet the characteristic requirements listed at right.								Capacitance change	Within ±20% of initial value
									tan δ	200% or less of initial specified value
									Leakage current	Initial specified value or less
Shelf Life	After leaving capacitors under no load at 105°C for 1000 hours, they meet the characteristic requirements listed at right.								Capacitance change	Within ±15% of initial value
									tan δ	150% or less of initial specified value
									Leakage current	Initial specified value or less
Marking	Printed with white color letter on black sleeve.									

## Drawing



※ The other terminal is also available upon request.  
Please refer page 202 for schematic of dimensions.

## Type numbering system (Example : 200V 680μF)



### ※ Configuration

Pb-free terminal	Sn-Pb finished terminal
Pb-free PET sleeve	PVC sleeve (containing Pb)
EL	HL

※ Please contact to us if other configurations are required.

## Frequency coefficient of rated ripple current

Frequency (Hz)	50	60	120	300	1k	10k	50k~
Coeff.	16~100V	0.88	0.90	1.00	1.07	1.15	1.15
	160~250V	0.81	0.85	1.00	1.17	1.32	1.45
	315~450V	0.77	0.82	1.00	1.16	1.30	1.41

Minimum order quantity : 50pcs.

● Dimension table in next page.



勝特力材料 886-3-5753170  
 勝特力电子(上海) 86-21-54151736  
 勝特力电子(深圳) 86-755-83298787  
[Http://www.100y.com.tw](http://www.100y.com.tw)

## ■ Dimensions

16V (1C)					
Cap. (μF)	Size φD×L(mm)	Rated ripple (mA)	tan δ	Leakage Current (mA)	※ Code
6800	22×25	1750	0.50	0.98	LGU1C682MELZ
8200	22×30	2000	0.50	1.08	LGU1C822MELZ
10000	22×30	2100	0.50	1.20	LGU1C103MELZ
	25×25	2050	0.50	1.20	LGU1C103MELA
12000	22×35	2310	0.50	1.31	LGU1C123MELZ
	25×30	2300	0.50	1.31	LGU1C123MELA
	30×25	2380	0.50	1.31	LGU1C123MELB
15000	22×40	2680	0.50	1.46	LGU1C153MELZ
	25×35	2680	0.50	1.46	LGU1C153MELA
	30×30	2570	0.50	1.46	LGU1C153MELB
18000	22×45	2980	0.50	1.60	LGU1C183MELZ
	25×40	3160	0.50	1.60	LGU1C183MELA
	30×30	3000	0.50	1.60	LGU1C183MELB
22000	25×45	3400	0.50	1.77	LGU1C223MELA
	30×35	3390	0.50	1.77	LGU1C223MELB
	35×30	3250	0.50	1.77	LGU1C223MELC
27000	25×50	3850	0.50	1.97	LGU1C273MELA
	30×40	3830	0.50	1.97	LGU1C273MELB
	35×30	3740	0.50	1.97	LGU1C273MELC
33000	30×45	4300	0.50	2.17	LGU1C333MELB
	35×35	4270	0.50	2.17	LGU1C333MELC
39000	30×50	4810	0.50	2.36	LGU1C393MELB
	35×40	4800	0.50	2.36	LGU1C393MELC
47000	35×45	5530	0.50	2.60	LGU1C473MELC

\* In case of Sn-Pb finished terminal PVC sleeve (containing Pb) product,  $\square$  will be put at 10th and 11th digit of code.

25V (1E)					
Cap. (μF)	Size φD×L(mm)	Rated ripple (mA)	tan δ	Leakage Current (mA)	※ Code
4700	22×25	1610	0.40	1.02	LGU1E472MELZ
5600	22×30	1800	0.40	1.12	LGU1E562MELZ
6800	22×30	1910	0.40	1.23	LGU1E682MELZ
	25×25	1910	0.40	1.23	LGU1E682MELA
8200	22×35	2140	0.40	1.35	LGU1E822MELZ
	25×30	2340	0.40	1.35	LGU1E822MELA
	30×25	2250	0.40	1.35	LGU1E822MELB
10000	22×40	2650	0.40	1.50	LGU1E103MELZ
	25×35	2610	0.40	1.50	LGU1E103MELA
	30×30	2610	0.40	1.50	LGU1E103MELB
12000	22×45	2690	0.40	1.64	LGU1E123MELZ
	25×40	2810	0.40	1.64	LGU1E123MELA
	30×30	2740	0.40	1.64	LGU1E123MELB
15000	25×45	3270	0.40	1.83	LGU1E153MELA
	30×35	3130	0.40	1.83	LGU1E153MELB
	35×30	3260	0.40	1.83	LGU1E153MELC
18000	25×50	3540	0.40	2.01	LGU1E183MELA
	30×40	3560	0.40	2.01	LGU1E183MELB
	35×35	3840	0.40	2.01	LGU1E183MELC
22000	30×45	4240	0.40	2.22	LGU1E223MELB
	35×35	3960	0.40	2.22	LGU1E223MELC
27000	35×45	4750	0.40	2.46	LGU1E273MELC
33000	35×50	5500	0.40	2.72	LGU1E333MELC

\* In case of Sn-Pb finished terminal PVC sleeve (containing Pb) product,  $\square$  will be put at 10th and 11th digit of code.

35V (1V)					
Cap. (μF)	Size φD×L(mm)	Rated ripple (mA)	tan δ	Leakage Current (mA)	※ Code
3300	22×25	1450	0.35	1.01	LGU1V332MELZ
3900	22×30	1690	0.35	1.10	LGU1V392MELZ
4700	22×35	2020	0.35	1.21	LGU1V472MELZ
	25×25	1780	0.35	1.21	LGU1V472MELA
5600	22×35	2130	0.35	1.32	LGU1V562MELZ
	25×30	2040	0.35	1.32	LGU1V562MELA
	30×25	2120	0.35	1.32	LGU1V562MELB
6800	22×40	2410	0.35	1.46	LGU1V682MELZ
	25×35	2310	0.35	1.46	LGU1V682MELA
	30×25	2310	0.35	1.46	LGU1V682MELB
8200	22×50	2850	0.35	1.60	LGU1V822MELZ
	25×40	2730	0.35	1.60	LGU1V822MELA
	30×30	2750	0.35	1.60	LGU1V822MELB
10000	25×45	3050	0.35	1.77	LGU1V103MELA
	30×35	3050	0.35	1.77	LGU1V103MELB
12000	25×50	3370	0.35	1.94	LGU1V123MELA
	30×40	3280	0.35	1.94	LGU1V123MELB
	35×30	3200	0.35	1.94	LGU1V123MELC
15000	30×45	3740	0.35	2.17	LGU1V153MELB
	35×35	3690	0.35	2.17	LGU1V153MELC
18000	35×40	4370	0.35	2.38	LGU1V183MELC
22000	35×50	4920	0.35	2.63	LGU1V223MELC

\* In case of Sn-Pb finished terminal PVC sleeve (containing Pb) product,  $\square$  will be put at 10th and 11th digit of code.

50V (1H)					
Cap. (μF)	Size φD×L(mm)	Rated ripple (mA)	tan δ	Leakage Current (mA)	※ Code
1800	22×25	1340	0.30	0.90	LGU1H182MELZ
2700	22×30	1700	0.30	1.10	LGU1H272MELZ
	25×25	1700	0.30	1.10	LGU1H272MELA
3300	22×35	1980	0.30	1.21	LGU1H332MELZ
	25×30	2000	0.30	1.21	LGU1H332MELA
3900	22×40	2250	0.30	1.32	LGU1H392MELZ
	25×30	2280	0.30	1.32	LGU1H392MELA
	30×25	2220	0.30	1.32	LGU1H392MELB
4700	22×45	2560	0.30	1.45	LGU1H472MELZ
	25×35	2610	0.30	1.45	LGU1H472MELA
	30×30	2580	0.30	1.45	LGU1H472MELB
5600	22×50	2890	0.30	1.58	LGU1H562MELZ
	25×40	2810	0.30	1.58	LGU1H562MELA
	30×30	2950	0.30	1.58	LGU1H562MELB
6800	25×45	3370	0.30	1.74	LGU1H682MELA
	30×35	3390	0.30	1.74	LGU1H682MELB
	35×30	3310	0.30	1.74	LGU1H682MELC
8200	30×40	3710	0.30	1.92	LGU1H822MELB
	35×35	3660	0.30	1.92	LGU1H822MELC
10000	30×50	4090	0.30	2.12	LGU1H103MELB
	35×40	4070	0.30	2.12	LGU1H103MELC
12000	35×45	4560	0.30	2.32	LGU1H123MELC
15000	35×50	4770	0.30	2.59	LGU1H153MELC

Rated Ripple (mA rms) at 105°C 120Hz

\* In case of Sn-Pb finished terminal PVC sleeve (containing Pb) product,  $\square$  will be put at 10th and 11th digit of code.



勝特力材料 886-3-5753170  
 勝特力电子(上海) 86-21-54151736  
 勝特力电子(深圳) 86-755-83298787  
[Http://www.100y.com.tw](http://www.100y.com.tw)

### ■Dimensions

63V (1J)					
Cap. (μF)	Size φD×L(mm)	Rated ripple (mA)	tan δ	Leakage Current (mA)	※ Code
1200	22×25	1250	0.25	0.82	LGU1J122MELZ
	22×30	1470	0.25	0.92	LGU1J152MELZ
1500	25×25	1440	0.25	0.92	LGU1J152MELA
	22×30	1580	0.25	1.01	LGU1J182MELZ
1800	25×25	1520	0.25	1.01	LGU1J182MELA
	22×35	1820	0.25	1.11	LGU1J222MELZ
2200	25×30	1750	0.25	1.11	LGU1J222MELA
	22×40	2070	0.25	1.23	LGU1J272MELZ
2700	25×35	2110	0.25	1.23	LGU1J272MELA
	30×25	1930	0.25	1.23	LGU1J272MELB
3300	22×45	2330	0.25	1.36	LGU1J332MELZ
	25×35	2270	0.25	1.36	LGU1J332MELA
	30×30	2240	0.25	1.36	LGU1J332MELB
3900	25×40	2540	0.25	1.48	LGU1J392MELA
	30×35	2550	0.25	1.48	LGU1J392MELB
4700	25×50	2970	0.25	1.63	LGU1J472MELA
	30×40	2900	0.25	1.63	LGU1J472MELB
	35×30	2830	0.25	1.63	LGU1J472MELC
5600	30×40	3280	0.25	1.78	LGU1J562MELB
	35×35	3240	0.25	1.78	LGU1J562MELC
6800	30×50	3730	0.25	1.96	LGU1J682MELB
	35×40	3710	0.25	1.96	LGU1J682MELC
8200	35×45	4160	0.25	2.15	LGU1J822MELC
10000	35×50	4690	0.25	2.38	LGU1J103MELC

\* In case of Sn-Pb finished terminal PVC sleeve (containing Pb) product, HL will be put at 10th and 11th digit of code.

80V (1K)					
Cap. (μF)	Size φD×L(mm)	Rated ripple (mA)	tan δ	Leakage Current (mA)	※ Code
820	22×25	1110	0.20	0.76	LGU1K821MELZ
1000	22×25	1290	0.20	0.84	LGU1K102MELZ
	22×30	1440	0.20	0.92	LGU1K122MELZ
1200	25×25	1390	0.20	0.92	LGU1K122MELA
	22×30	1610	0.20	1.03	LGU1K152MELZ
1500	25×25	1620	0.20	1.03	LGU1K152MELA
	22×35	1830	0.20	1.13	LGU1K182MELZ
1800	25×30	1860	0.20	1.13	LGU1K182MELA
	30×25	1810	0.20	1.13	LGU1K182MELB
2200	22×40	2090	0.20	1.25	LGU1K222MELZ
	25×35	2010	0.20	1.25	LGU1K222MELA
	30×25	2100	0.20	1.25	LGU1K222MELB
2700	25×40	2430	0.20	1.39	LGU1K272MELA
	30×30	2430	0.20	1.39	LGU1K272MELB
3300	25×45	2760	0.20	1.54	LGU1K332MELA
	30×35	2780	0.20	1.54	LGU1K332MELB
	35×30	2710	0.20	1.54	LGU1K332MELC
3900	25×50	2920	0.20	1.67	LGU1K392MELA
	30×40	3120	0.20	1.67	LGU1K392MELB
	35×30	3070	0.20	1.67	LGU1K392MELC
4700	30×45	3520	0.20	1.83	LGU1K472MELB
	35×35	3500	0.20	1.83	LGU1K472MELC
5600	30×50	3800	0.20	2.00	LGU1K562MELB
	35×40	3870	0.20	2.00	LGU1K562MELC
6800	35×45	4190	0.20	2.21	LGU1K682MELC

\* In case of Sn-Pb finished terminal PVC sleeve (containing Pb) product, HL will be put at 10th and 11th digit of code.

100V (2A)					
Cap. (μF)	Size φD×L(mm)	Rated ripple (mA)	tan δ	Leakage Current (mA)	※ Code
560	22×25	1070	0.20	0.70	LGU2A561MELZ
820	22×30	1350	0.20	0.85	LGU2A821MELZ
	25×25	1350	0.20	0.85	LGU2A821MELA
1000	22×30	1540	0.20	0.94	LGU2A102MELZ
	25×30	1560	0.20	0.94	LGU2A102MELA
1200	22×40	1740	0.20	1.03	LGU2A122MELZ
	25×30	1760	0.20	1.03	LGU2A122MELA
	30×25	1710	0.20	1.03	LGU2A122MELB
1500	22×45	1990	0.20	1.16	LGU2A152MELZ
	25×35	2030	0.20	1.16	LGU2A152MELA
	30×30	2000	0.20	1.16	LGU2A152MELB
1800	25×40	2280	0.20	1.27	LGU2A182MELA
	30×35	2270	0.20	1.27	LGU2A182MELB
2200	25×50	2570	0.20	1.40	LGU2A222MELA
	30×35	2590	0.20	1.40	LGU2A222MELB
	35×30	2520	0.20	1.40	LGU2A222MELC
2700	30×45	2940	0.20	1.55	LGU2A272MELB
	35×35	2900	0.20	1.55	LGU2A272MELC
3300	30×50	3320	0.20	1.72	LGU2A332MELB
	35×40	3310	0.20	1.72	LGU2A332MELC
3900	35×45	3690	0.20	1.87	LGU2A392MELC
4700	35×50	4140	0.20	2.05	LGU2A472MELC

Rated Ripple(mA rms) at 105°C 120Hz

\* In case of Sn-Pb finished terminal PVC sleeve (containing Pb) product, HL will be put at 10th and 11th digit of code.

160V (2C)					
Cap. (μF)	Size φD×L(mm)	Rated ripple (mA)	tan δ	Leakage Current (mA)	※ Code
270	20×25	1100	0.15	0.62	LGU2C271MELY
330	20×30	1200	0.15	0.68	LGU2C331MELY
	20×30	1300	0.15	0.74	LGU2C391MELY
390	22×25	1300	0.15	0.74	LGU2C391MELZ
	20×35	1340	0.15	0.82	LGU2C471MELY
470	22×30	1550	0.15	0.82	LGU2C471MELZ
	25×25	1550	0.15	0.82	LGU2C471MELA
560	20×40	1500	0.15	0.89	LGU2C561MELY
	22×35	1670	0.15	0.89	LGU2C561MELZ
	25×30	1670	0.15	0.89	LGU2C561MELA
	30×25	1670	0.15	0.89	LGU2C561MELB
680	20×45	1700	0.15	0.98	LGU2C681MELY
	22×40	1820	0.15	0.98	LGU2C681MELZ
	25×30	1820	0.15	0.98	LGU2C681MELA
	30×25	1820	0.15	0.98	LGU2C681MELB
820	22×45	2040	0.15	1.08	LGU2C821MELZ
	25×35	2040	0.15	1.08	LGU2C821MELA
	30×30	2040	0.15	1.08	LGU2C821MELB
	35×25	2040	0.15	1.08	LGU2C821MELC
1000	22×50	2250	0.15	1.20	LGU2C102MELZ
	25×40	2250	0.15	1.20	LGU2C102MELA
	30×30	2250	0.15	1.20	LGU2C102MELB
	35×25	2250	0.15	1.20	LGU2C102MELC
1200	25×45	2490	0.15	1.31	LGU2C122MELA
	30×35	2490	0.15	1.31	LGU2C122MELB
	35×30	2490	0.15	1.31	LGU2C122MELC
1500	30×40	2840	0.15	1.46	LGU2C152MELB
	35×30	2840	0.15	1.46	LGU2C152MELC
1800	30×45	3320	0.15	1.60	LGU2C182MELB
	35×35	3000	0.15	1.60	LGU2C182MELC
2200	35×45	3500	0.15	1.77	LGU2C222MELC
2700	35×50	4000	0.15	1.97	LGU2C272MELC

\* In case of Sn-Pb finished terminal PVC sleeve (containing Pb) product, HL will be put at 10th and 11th digit of code.





勝特力材料 886-3-5753170  
 勝特力电子(上海) 86-21-54151736  
 勝特力电子(深圳) 86-755-83298787  
[Http://www.100y.com.tw](http://www.100y.com.tw)

## ■ Dimensions

180V (2Z)					
Cap.(μF)	Size φD×L(mm)	Rated ripple (mA)	tan δ	Leakage Current (mA)	※ Code
220	20×25	1000	0.15	0.59	LGU2Z221MELY
270	20×30	1100	0.15	0.66	LGU2Z271MELY
330	20×30	1200	0.15	0.73	LGU2Z331MELY
	22×25	1200	0.15	0.73	LGU2Z331MELZ
390	20×35	1300	0.15	0.79	LGU2Z391MELY
	22×30	1350	0.15	0.79	LGU2Z391MELZ
	25×25	1350	0.15	0.79	LGU2Z391MELA
470	20×40	1400	0.15	0.87	LGU2Z471MELY
	22×35	1500	0.15	0.87	LGU2Z471MELZ
	25×30	1500	0.15	0.87	LGU2Z471MELA
	30×25	1500	0.15	0.87	LGU2Z471MELB
560	20×45	1550	0.15	0.95	LGU2Z561MELY
	22×40	1670	0.15	0.95	LGU2Z561MELZ
	25×30	1670	0.15	0.95	LGU2Z561MELA
	30×25	1670	0.15	0.95	LGU2Z561MELB
680	22×45	1780	0.15	1.04	LGU2Z681MELZ
	25×35	1780	0.15	1.04	LGU2Z681MELA
	30×30	1780	0.15	1.04	LGU2Z681MELB
	35×25	1780	0.15	1.04	LGU2Z681MELC
820	22×50	2040	0.15	1.15	LGU2Z821MELZ
	25×40	2040	0.15	1.15	LGU2Z821MELA
	30×30	2040	0.15	1.15	LGU2Z821MELB
1000	25×45	2300	0.15	1.27	LGU2Z102MELA
	30×35	2300	0.15	1.27	LGU2Z102MELB
	35×30	2300	0.15	1.27	LGU2Z102MELC
1200	25×50	2550	0.15	1.39	LGU2Z122MELA
	30×40	2550	0.15	1.39	LGU2Z122MELB
	35×30	2550	0.15	1.39	LGU2Z122MELC
1500	30×45	2900	0.15	1.55	LGU2Z152MELB
	35×35	2900	0.15	1.55	LGU2Z152MELC
1800	35×45	3300	0.15	1.70	LGU2Z182MELC
2200	35×50	3650	0.15	1.88	LGU2Z222MELC

\* In case of Sn-Pb finished terminal PVC sleeve (containing Pb) product,  
 [H][L] will be put at 10th and 11th digit of code.

200V (2D)					
Cap.(μF)	Size φD×L(mm)	Rated ripple (mA)	tan δ	Leakage Current (mA)	※ Code
220	20×25	1000	0.15	0.62	LGU2D221MELY
270	20×30	1100	0.15	0.69	LGU2D271MELY
	22×25	1100	0.15	0.69	LGU2D271MELZ
330	20×35	1200	0.15	0.77	LGU2D331MELY
	22×30	1250	0.15	0.77	LGU2D331MELZ
	25×25	1250	0.15	0.77	LGU2D331MELA
390	20×40	1310	0.15	0.83	LGU2D391MELY
	22×30	1350	0.15	0.83	LGU2D391MELZ
	25×25	1350	0.15	0.83	LGU2D391MELA
470	20×45	1450	0.15	0.91	LGU2D471MELY
	22×35	1500	0.15	0.91	LGU2D471MELZ
	25×30	1500	0.15	0.91	LGU2D471MELA
560	30×25	1500	0.15	0.91	LGU2D471MELB
	20×50	1580	0.15	1.00	LGU2D561MELY
	22×40	1670	0.15	1.00	LGU2D561MELZ
680	25×30	1670	0.15	1.00	LGU2D561MELA
	30×25	1670	0.15	1.00	LGU2D561MELB
	22×45	1780	0.15	1.10	LGU2D681MELZ
820	25×35	1780	0.15	1.10	LGU2D681MELA
	30×30	1780	0.15	1.10	LGU2D681MELB
	35×25	1780	0.15	1.10	LGU2D681MELC
1000	25×45	2040	0.15	1.21	LGU2D821MELA
	30×30	2040	0.15	1.21	LGU2D821MELB
	35×25	2040	0.15	1.21	LGU2D821MELC
1200	25×50	2300	0.15	1.34	LGU2D102MELA
	30×35	2300	0.15	1.34	LGU2D102MELB
	35×30	2300	0.15	1.34	LGU2D102MELC
1500	30×40	2650	0.15	1.46	LGU2D122MELB
	35×35	2650	0.15	1.46	LGU2D122MELC
	30×50	3080	0.15	1.64	LGU2D152MELB
1800	35×40	3080	0.15	1.64	LGU2D152MELC
	35×45	3480	0.15	1.80	LGU2D182MELC
2200	35×50	3780	0.15	1.98	LGU2D222MELC

\* In case of Sn-Pb finished terminal PVC sleeve (containing Pb) product,  
 [H][L] will be put at 10th and 11th digit of code.

220V (2P)					
Cap.(μF)	Size φD×L(mm)	Rated ripple (mA)	tan δ	Leakage Current (mA)	※ Code
180	20×25	900	0.15	0.59	LGU2P181MELY
220	20×30	1000	0.15	0.66	LGU2P221MELY
	22×25	1000	0.15	0.66	LGU2P221MELZ
270	20×35	1150	0.15	0.73	LGU2P271MELY
	22×30	1150	0.15	0.73	LGU2P271MELZ
330	20×40	1250	0.15	0.80	LGU2P331MELY
	22×35	1250	0.15	0.80	LGU2P331MELZ
	25×25	1250	0.15	0.80	LGU2P331MELA
390	20×45	1400	0.15	0.87	LGU2P391MELY
	22×35	1400	0.15	0.87	LGU2P391MELZ
	25×30	1400	0.15	0.87	LGU2P391MELA
470	20×50	1450	0.15	0.96	LGU2P471MELY
	22×40	1450	0.15	0.96	LGU2P471MELZ
	25×35	1450	0.15	0.96	LGU2P471MELA
	30×25	1450	0.15	0.96	LGU2P471MELB
560	22×45	1700	0.15	1.05	LGU2P561MELZ
	25×40	1700	0.15	1.05	LGU2P561MELA
	30×30	1700	0.15	1.05	LGU2P561MELB
680	25×45	1780	0.15	1.16	LGU2P681MELA
	30×35	1780	0.15	1.16	LGU2P681MELB
	35×25	1780	0.15	1.16	LGU2P681MELC
820	25×50	2100	0.15	1.27	LGU2P821MELA
	30×40	2100	0.15	1.27	LGU2P821MELB
	35×30	2100	0.15	1.27	LGU2P821MELC
1000	30×45	2400	0.15	1.40	LGU2P102MELB
	35×35	2400	0.15	1.40	LGU2P102MELC
1200	30×50	2600	0.15	1.54	LGU2P122MELB
	35×40	2600	0.15	1.54	LGU2P122MELC
1500	35×45	3000	0.15	1.72	LGU2P152MELC

\* In case of Sn-Pb finished terminal PVC sleeve (containing Pb) product,  
 [H][L] will be put at 10th and 11th digit of code.

250V (2E)					
Cap.(μF)	Size φD×L(mm)	Rated ripple (mA)	tan δ	Leakage Current (mA)	※ Code
150	20×25	790	0.15	0.58	LGU2E151MELY
180	20×30	900	0.15	0.63	LGU2E181MELY
	20×30	1000	0.15	0.70	LGU2E221MELY
220	22×25	1000	0.15	0.70	LGU2E221MELZ
	20×35	1100	0.15	0.77	LGU2E271MELY
	22×35	1180	0.15	0.77	LGU2E271MELZ
270	25×25	1180	0.15	0.77	LGU2E271MELA
	20×40	1200	0.15	0.86	LGU2E331MELY
	22×40	1300	0.15	0.86	LGU2E331MELZ
330	25×30	1300	0.15	0.86	LGU2E331MELA
	30×25	1300	0.15	0.86	LGU2E331MELB
	20×50	1450	0.15	0.93	LGU2E391MELY
390	22×45	1490	0.15	0.93	LGU2E391MELZ
	25×35	1490	0.15	0.93	LGU2E391MELA
	30×25	1490	0.15	0.93	LGU2E391MELB
	22×50	1650	0.15	1.02	LGU2E471MELZ
470	25×40	1650	0.15	1.02	LGU2E471MELA
	30×30	1650	0.15	1.02	LGU2E471MELB
	35×25	1650	0.15	1.02	LGU2E471MELC
560	25×45	1800	0.15	1.12	LGU2E561MELA
	30×35	1800	0.15	1.12	LGU2E561MELB
	35×25	1800	0.15	1.12	LGU2E561MELC
680	25×50	2000	0.15	1.23	LGU2E681MELA
	30×40	2000	0.15	1.23	LGU2E681MELB
	35×30	2000	0.15	1.23	LGU2E681MELC
820	30×45	2300	0.15	1.35	LGU2E821MELB
	35×35	2300	0.15	1.35	LGU2E821MELC
	30×50	2470	0.15	1.50	LGU2E102MELB
1000	35×40	2470	0.15	1.50	LGU2E102MELC
	35×45	2600	0.15	1.64	LGU2E122MELC
1500	35×50	3000	0.15	1.83	LGU2E152MELC

Rated Ripple (mA rms) at 105°C 120Hz

\* In case of Sn-Pb finished terminal PVC sleeve (containing Pb) product,  
 [H][L] will be put at 10th and 11th digit of code.



### ■ Dimensions

315V (2F)					
Cap. (μF)	Size φD×L (mm)	Rated ripple (mA)	tan δ	Leakage Current (mA)	※ Code
82	20×25	640	0.15	0.48	LGU2F820MELY
100	20×30	690	0.15	0.53	LGU2F101MELY
120	20×30	750	0.15	0.58	LGU2F121MELY
	22×25	750	0.15	0.58	LGU2F121MELZ
150	20×35	820	0.15	0.65	LGU2F151MELY
	22×30	820	0.15	0.65	LGU2F151MELZ
	25×25	820	0.15	0.65	LGU2F151MELA
180	20×40	900	0.15	0.71	LGU2F181MELY
	22×35	920	0.15	0.71	LGU2F181MELZ
	25×25	920	0.15	0.71	LGU2F181MELA
220	20×50	1000	0.15	0.78	LGU2F221MELY
	22×40	1040	0.15	0.78	LGU2F221MELZ
	25×30	1040	0.15	0.78	LGU2F221MELA
	30×25	1040	0.15	0.78	LGU2F221MELB
270	22×45	1160	0.15	0.87	LGU2F271MELY
	25×35	1160	0.15	0.87	LGU2F271MELA
	30×25	1160	0.15	0.87	LGU2F271MELB
330	22×50	1330	0.15	0.96	LGU2F331MELY
	25×40	1330	0.15	0.96	LGU2F331MELA
	30×30	1330	0.15	0.96	LGU2F331MELB
	35×25	1330	0.15	0.96	LGU2F331MELC
390	25×45	1470	0.15	1.05	LGU2F391MELA
	30×35	1470	0.15	1.05	LGU2F391MELB
	35×30	1470	0.15	1.05	LGU2F391MELC
470	25×50	1700	0.15	1.15	LGU2F471MELA
	30×40	1700	0.15	1.15	LGU2F471MELB
	35×30	1700	0.15	1.15	LGU2F471MELC
560	30×45	2050	0.15	1.26	LGU2F561MELB
	35×35	2050	0.15	1.26	LGU2F561MELC
680	30×50	2170	0.15	1.38	LGU2F681MELB
	35×40	2170	0.15	1.38	LGU2F681MELC
820	35×45	2200	0.15	1.52	LGU2F821MELC

\* In case of Sn-Pb finished terminal PVC sleeve (containing Pb) product,  
 [HIL] will be put at 10th and 11th digit of code.

400V (2G)					
Cap. (μF)	Size φD×L (mm)	Rated ripple (mA)	tan δ	Leakage Current (mA)	※ Code
56	20×25	510	0.15	0.44	LGU2G560MELY
68	20×30	560	0.15	0.49	LGU2G680MELY
82	20×30	640	0.15	0.54	LGU2G820MELY
	22×25	640	0.15	0.54	LGU2G820MELZ
100	20×35	700	0.15	0.60	LGU2G101MELY
	22×30	700	0.15	0.60	LGU2G101MELZ
	25×25	700	0.15	0.60	LGU2G101MELA
120	20×40	750	0.15	0.65	LGU2G121MELY
	22×35	750	0.15	0.65	LGU2G121MELZ
	25×25	750	0.15	0.65	LGU2G121MELA
	20×45	830	0.15	0.73	LGU2G151MELY
150	22×40	880	0.15	0.73	LGU2G151MELZ
	25×30	880	0.15	0.73	LGU2G151MELA
	30×25	880	0.15	0.73	LGU2G151MELB
	22×45	980	0.15	0.80	LGU2G181MELY
180	25×35	980	0.15	0.80	LGU2G181MELA
	30×30	980	0.15	0.80	LGU2G181MELB
	35×25	980	0.15	0.80	LGU2G181MELC
	22×50	1100	0.15	0.88	LGU2G221MELY
220	25×40	1100	0.15	0.88	LGU2G221MELA
	30×30	1100	0.15	0.88	LGU2G221MELB
	35×25	1100	0.15	0.88	LGU2G221MELC
	25×45	1220	0.15	0.98	LGU2G271MELA
270	30×35	1220	0.15	0.98	LGU2G271MELB
	35×30	1220	0.15	0.98	LGU2G271MELC
	25×50	1440	0.15	1.08	LGU2G331MELA
330	30×40	1440	0.15	1.08	LGU2G331MELB
	35×30	1440	0.15	1.08	LGU2G331MELC
	30×45	1600	0.15	1.18	LGU2G391MELB
390	35×35	1600	0.15	1.18	LGU2G391MELC
	30×50	1900	0.15	1.30	LGU2G471MELB
470	35×40	1900	0.15	1.30	LGU2G471MELC
	560	35×45	2120	0.15	1.41

\* In case of Sn-Pb finished terminal PVC sleeve (containing Pb) product,  
 [HIL] will be put at 10th and 11th digit of code.

420V (W6)					
Cap. (μF)	Size φD×L (mm)	Rated ripple (mA)	tan δ	Leakage Current (mA)	※ Code
56	20×25	510	0.15	0.46	LGUW6560MELY
68	20×30	560	0.15	0.50	LGUW6680MELY
82	20×35	640	0.15	0.55	LGUW6820MELY
	22×25	640	0.15	0.55	LGUW6820MELZ
100	20×35	700	0.15	0.61	LGUW6101MELY
	22×30	700	0.15	0.61	LGUW6101MELZ
	25×25	700	0.15	0.61	LGUW6101MELA
120	20×40	750	0.15	0.67	LGUW6121MELY
	22×35	750	0.15	0.67	LGUW6121MELZ
	25×30	750	0.15	0.67	LGUW6121MELA
150	20×50	880	0.15	0.75	LGUW6151MELY
	22×40	880	0.15	0.75	LGUW6151MELZ
	25×35	880	0.15	0.75	LGUW6151MELA
	30×25	880	0.15	0.75	LGUW6151MELB
180	22×45	950	0.15	0.82	LGUW6181MELZ
	25×35	950	0.15	0.82	LGUW6181MELA
	30×30	950	0.15	0.82	LGUW6181MELB
220	22×50	1100	0.15	0.91	LGUW6221MELZ
	25×45	1100	0.15	0.91	LGUW6221MELA
	30×35	1100	0.15	0.91	LGUW6221MELB
	35×25	1100	0.15	0.91	LGUW6221MELC
270	25×50	1220	0.15	1.01	LGUW6271MELA
	30×40	1220	0.15	1.01	LGUW6271MELB
	35×30	1220	0.15	1.01	LGUW6271MELC
330	30×45	1450	0.15	1.11	LGUW6331MELB
	35×35	1450	0.15	1.11	LGUW6331MELC
390	30×50	1550	0.15	1.21	LGUW6391MELB
	35×40	1550	0.15	1.21	LGUW6391MELC
470	35×45	1900	0.15	1.33	LGUW6471MELC
560	35×50	2150	0.15	1.45	LGUW6561MELC

\* In case of Sn-Pb finished terminal PVC sleeve (containing Pb) product,  
 [HIL] will be put at 10th and 11th digit of code.

450V (2W)					
Cap. (μF)	Size φD×L (mm)	Rated ripple (mA)	tan δ	Leakage Current (mA)	※ Code
47	20×25	390	0.20	0.43	LGU2W470MELY
56	20×30	510	0.20	0.47	LGU2W560MELY
68	20×35	560	0.20	0.52	LGU2W680MELY
	20×35	640	0.20	0.57	LGU2W820MELY
82	22×30	640	0.20	0.57	LGU2W820MELZ
	25×25	640	0.20	0.57	LGU2W820MELA
	20×45	690	0.20	0.63	LGU2W101MELY
100	22×35	690	0.20	0.63	LGU2W101MELZ
	25×30	690	0.20	0.63	LGU2W101MELA
	20×50	750	0.20	0.69	LGU2W121MELY
120	22×40	800	0.20	0.69	LGU2W121MELZ
	25×30	800	0.20	0.69	LGU2W121MELA
	30×25	800	0.20	0.69	LGU2W121MELB
	22×45	880	0.20	0.77	LGU2W151MELZ
150	25×35	880	0.20	0.77	LGU2W151MELA
	30×30	880	0.20	0.77	LGU2W151MELB
	22×50	1000	0.20	0.85	LGU2W181MELZ
180	25×40	1000	0.20	0.85	LGU2W181MELA
	30×30	1000	0.20	0.85	LGU2W181MELB
	25×45	1120	0.20	0.94	LGU2W221MELA
220	30×35	1120	0.20	0.94	LGU2W221MELB
	35×30	1120	0.20	0.94	LGU2W221MELC
	30×40	1280	0.20	1.04	LGU2W271MELB
270	35×35	1280	0.20	1.04	LGU2W271MELC
	30×50	1450	0.20	1.15	LGU2W331MELB
330	35×40	1450	0.20	1.15	LGU2W331MELC
	390	35×40	1500	0.20	1.25
470	35×50	1850	0.20	1.37	LGU2W471MELC

Rated Ripple (mA rms) at 105°C 120Hz

\* In case of Sn-Pb finished terminal PVC sleeve (containing Pb) product,  
 [HIL] will be put at 10th and 11th digit of code.

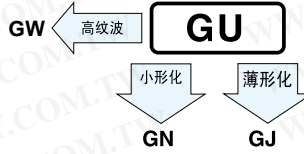
铝电解电容器 ALUMINUM ELECTROLYTIC CAPACITORS

**GU** 基板自立形·105°C标准品  
系列



耐清洗品  
(100V以下)

- 保证额定纹波电流印加3000小时。
- RoHS指令 (2002/95/EC) 已对应完毕。

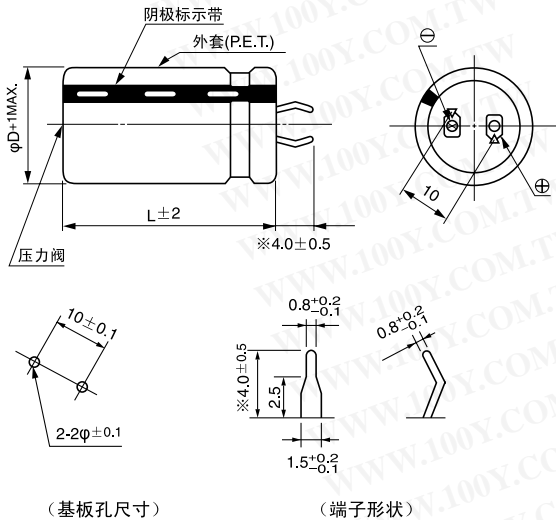


外套颜色：黑色

■ 仕様

项 目	性 能									
分类温度范围	-40~+105°C (16~250V), -25~+105°C (315~450V)									
额定电压范围	16~450V									
额定静电容量范围	47~47000 μF									
额定静电容量容许差	±20% (120Hz, 20°C)									
漏损电流	3√CV (μA)以下 (5分值) (C: 额定静电容量 (μF), V: 额定电压 (V))									
损失角正切值 (tan δ)	额定电压 (V)	16	25	35	50	63	80・100	160~420	450	120Hz 20°C
	tan δ (MAX.)	0.50	0.40	0.35	0.30	0.25	0.20	0.15	0.20	
温度特性	额定电压 (V)	16~100			160~250			315~450		120Hz
	电阻率 (MAX.)	Z-25°C / Z+20°C			3			8		
		Z-40°C / Z+20°C			12			—		
耐久性	在105°C下, 在不超过额定电压的范围内重叠印加规定的额定纹波电流3000小时后, 返回20°C进行测定时, 满足以下项目									
	静电容量变化率	初始值的±20%以内								
	tan δ	初始标准值的200%以下								
高温无负荷特性	在105°C下 无负荷放置1000小时后, 在20°C下根据 JIS C 5101-4 4.1项进行电压处理后, 应满足以下项目									
	静电容量变化率	初始值的±15%以内								
	tan δ	初始标准值的150%以下								
表示	在黑色外套上标示白色									

■ 尺寸图

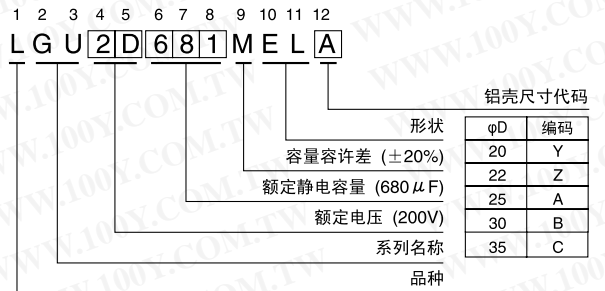


(基板孔尺寸)

(端子形状)

※ 对其他的端子形状也制作。  
请参照第261页的端子形状一项。

品号编码体系 (例: 200V 680 μF)



● 额定纹波电流的频率补正系数

系数	频率 (Hz)	50	60	120	300	1k	10k	50k~
		16~100V	0.88	0.90	1.00	1.07	1.15	1.15
	160~250V	0.81	0.85	1.00	1.17	1.32	1.45	1.50
	315~450V	0.77	0.82	1.00	1.16	1.30	1.41	1.43

● 最低订货单位: 50个

● 尺寸表见下页。



铝电解电容器 ALUMINUM ELECTROLYTIC CAPACITORS

GU 系列

■ 尺寸表

16V(1C)				
额定静电容量 ( $\mu$ F)	尺寸 $\Phi \times L$ (mm)	纹波 (mA)	漏损电流 (mA)	品 号
6800	22 × 25	1750	0.98	LGU1C682MELZ
8200	22 × 30	2000	1.08	LGU1C822MELZ
10000	22 × 30	2100	1.20	LGU1C103MELZ
	25 × 25	2050	1.20	LGU1C103MELA
12000	22 × 35	2310	1.31	LGU1C123MELZ
	25 × 30	2300	1.31	LGU1C123MELA
	30 × 25	2380	1.31	LGU1C123MELB
15000	22 × 40	2680	1.46	LGU1C153MELZ
	25 × 35	2680	1.46	LGU1C153MELA
	30 × 30	2570	1.46	LGU1C153MELB
18000	22 × 45	2980	1.60	LGU1C183MELZ
	25 × 40	3160	1.60	LGU1C183MELA
	30 × 30	3000	1.60	LGU1C183MELB
22000	25 × 45	3400	1.77	LGU1C223MELA
	30 × 35	3390	1.77	LGU1C223MELB
	35 × 30	3250	1.77	LGU1C223MELC
27000	25 × 50	3850	1.97	LGU1C273MELA
	30 × 40	3830	1.97	LGU1C273MELB
	35 × 30	3740	1.97	LGU1C273MELC
33000	30 × 45	4300	2.17	LGU1C333MELB
	35 × 35	4270	2.17	LGU1C333MELC
39000	30 × 50	4810	2.36	LGU1C393MELB
	35 × 40	4800	2.36	LGU1C393MELC
47000	35 × 45	5530	2.60	LGU1C473MELC

25V(1E)				
额定静电容量 ( $\mu$ F)	尺寸 $\Phi \times L$ (mm)	纹波 (mA)	漏损电流 (mA)	品 号
4700	22 × 25	1610	1.02	LGU1E472MELZ
5600	22 × 30	1800	1.12	LGU1E562MELZ
6800	22 × 30	1910	1.23	LGU1E682MELZ
	25 × 25	1910	1.23	LGU1E682MELA
8200	22 × 35	2140	1.35	LGU1E822MELZ
	25 × 30	2340	1.35	LGU1E822MELA
	30 × 25	2250	1.35	LGU1E822MELB
10000	22 × 40	2650	1.50	LGU1E103MELZ
	25 × 35	2610	1.50	LGU1E103MELA
	30 × 30	2610	1.50	LGU1E103MELB
12000	22 × 45	2690	1.64	LGU1E123MELZ
	25 × 40	2810	1.64	LGU1E123MELA
	30 × 30	2740	1.64	LGU1E123MELB
15000	25 × 45	3270	1.83	LGU1E153MELA
	30 × 35	3130	1.83	LGU1E153MELB
	35 × 30	3260	1.83	LGU1E153MELC
18000	25 × 50	3540	2.01	LGU1E183MELA
	30 × 40	3560	2.01	LGU1E183MELB
	35 × 35	3840	2.01	LGU1E183MELC
22000	30 × 45	4240	2.22	LGU1E223MELB
	35 × 35	3960	2.22	LGU1E223MELC
27000	35 × 45	4750	2.46	LGU1E273MELC
33000	35 × 50	5500	2.72	LGU1E333MELC

35V(1V)				
额定静电容量 ( $\mu$ F)	尺寸 $\Phi \times L$ (mm)	纹波 (mA)	漏损电流 (mA)	品 号
3300	22 × 25	1450	1.01	LGU1V332MELZ
3900	22 × 30	1690	1.10	LGU1V392MELZ
4700	22 × 35	2020	1.21	LGU1V472MELZ
	25 × 25	1780	1.21	LGU1V472MELA
5600	22 × 35	2130	1.32	LGU1V562MELZ
	25 × 30	2040	1.32	LGU1V562MELA
	30 × 25	2120	1.32	LGU1V562MELB
6800	22 × 40	2410	1.46	LGU1V682MELZ
	25 × 35	2310	1.46	LGU1V682MELA
	30 × 25	2310	1.46	LGU1V682MELB
8200	22 × 50	2850	1.60	LGU1V822MELZ
	25 × 40	2730	1.60	LGU1V822MELA
	30 × 30	2750	1.60	LGU1V822MELB
10000	25 × 45	3050	1.77	LGU1V103MELA
	30 × 35	3050	1.77	LGU1V103MELB
12000	25 × 50	3370	1.94	LGU1V123MELA
	30 × 40	3280	1.94	LGU1V123MELB
	35 × 30	3200	1.94	LGU1V123MELC
15000	30 × 45	3740	2.17	LGU1V153MELB
	35 × 35	3690	2.17	LGU1V153MELC
18000	35 × 40	4370	2.38	LGU1V183MELC
22000	35 × 50	4920	2.63	LGU1V223MELC

50V(1H)				
额定静电容量 ( $\mu$ F)	尺寸 $\Phi \times L$ (mm)	纹波 (mA)	漏损电流 (mA)	品 号
1800	22 × 25	1340	0.90	LGU1H182MELZ
2700	22 × 30	1700	1.10	LGU1H272MELZ
	25 × 25	1700	1.10	LGU1H272MELA
3300	22 × 35	1980	1.21	LGU1H332MELZ
	25 × 30	2000	1.21	LGU1H332MELA
3900	22 × 40	2250	1.32	LGU1H392MELZ
	25 × 30	2280	1.32	LGU1H392MELA
	30 × 25	2220	1.32	LGU1H392MELB
4700	22 × 45	2560	1.45	LGU1H472MELZ
	25 × 35	2610	1.45	LGU1H472MELA
	30 × 30	2580	1.45	LGU1H472MELB
5600	22 × 50	2890	1.58	LGU1H562MELZ
	25 × 40	2810	1.58	LGU1H562MELA
	30 × 30	2950	1.58	LGU1H562MELB
6800	25 × 45	3370	1.74	LGU1H682MELA
	30 × 35	3390	1.74	LGU1H682MELB
	35 × 30	3310	1.74	LGU1H682MELC
8200	30 × 40	3710	1.92	LGU1H822MELB
	35 × 35	3660	1.92	LGU1H822MELC
10000	30 × 50	4090	2.12	LGU1H103MELB
	35 × 40	4070	2.12	LGU1H103MELC
12000	35 × 45	4560	2.32	LGU1H123MELC
15000	35 × 50	4770	2.59	LGU1H153MELC

105°C 120Hz 时的额定纹波电流 (mA<sub>RMS</sub>)

铝电解电容器 ALUMINUM ELECTROLYTIC CAPACITORS

GU 系列

■ 尺寸表

63V( 1J )				
额定静电容量 ( $\mu$ F)	尺寸 $\Phi$ D $\times$ L (mm)	纹波 (mA)	漏损电流 (mA)	品 号
1200	22 $\times$ 25	1250	0.82	LGU1J122MELZ
1500	22 $\times$ 30	1470	0.92	LGU1J152MELZ
	25 $\times$ 25	1440	0.92	LGU1J152MELA
1800	22 $\times$ 30	1580	1.01	LGU1J182MELZ
	25 $\times$ 25	1520	1.01	LGU1J182MELA
2200	22 $\times$ 35	1820	1.11	LGU1J222MELZ
	25 $\times$ 30	1750	1.11	LGU1J222MELA
2700	22 $\times$ 40	2070	1.23	LGU1J272MELZ
	25 $\times$ 35	2110	1.23	LGU1J272MELA
	30 $\times$ 25	1930	1.23	LGU1J272MELB
3300	22 $\times$ 45	2330	1.36	LGU1J332MELZ
	25 $\times$ 35	2270	1.36	LGU1J332MELA
	30 $\times$ 30	2240	1.36	LGU1J332MELB
3900	25 $\times$ 40	2540	1.48	LGU1J392MELA
	30 $\times$ 35	2550	1.48	LGU1J392MELB
4700	25 $\times$ 50	2970	1.63	LGU1J472MELA
	30 $\times$ 40	2900	1.63	LGU1J472MELB
	35 $\times$ 30	2830	1.63	LGU1J472MELC
5600	30 $\times$ 40	3280	1.78	LGU1J562MELB
	35 $\times$ 35	3240	1.78	LGU1J562MELC
6800	30 $\times$ 50	3730	1.96	LGU1J682MELB
	35 $\times$ 40	3710	1.96	LGU1J682MELC
8200	35 $\times$ 45	4160	2.15	LGU1J822MELC
10000	35 $\times$ 50	4690	2.38	LGU1J103MELC

80V( 1K )				
额定静电容量 ( $\mu$ F)	尺寸 $\Phi$ D $\times$ L (mm)	纹波 (mA)	漏损电流 (mA)	品 号
820	22 $\times$ 25	1110	0.76	LGU1K821MELZ
1000	22 $\times$ 25	1290	0.84	LGU1K102MELZ
1200	22 $\times$ 30	1440	0.92	LGU1K122MELZ
	25 $\times$ 25	1390	0.92	LGU1K122MELA
1500	22 $\times$ 30	1610	1.03	LGU1K152MELZ
	25 $\times$ 25	1620	1.03	LGU1K152MELA
1800	22 $\times$ 35	1830	1.13	LGU1K182MELZ
	25 $\times$ 30	1860	1.13	LGU1K182MELA
	30 $\times$ 25	1810	1.13	LGU1K182MELB
2200	22 $\times$ 40	2090	1.25	LGU1K222MELZ
	25 $\times$ 35	2010	1.25	LGU1K222MELA
	30 $\times$ 25	2100	1.25	LGU1K222MELB
2700	25 $\times$ 40	2430	1.39	LGU1K272MELA
	30 $\times$ 30	2430	1.39	LGU1K272MELB
3300	25 $\times$ 45	2760	1.54	LGU1K332MELA
	30 $\times$ 35	2780	1.54	LGU1K332MELB
	35 $\times$ 30	2710	1.54	LGU1K332MELC
3900	25 $\times$ 50	2920	1.67	LGU1K392MELA
	30 $\times$ 40	3120	1.67	LGU1K392MELB
	35 $\times$ 30	3070	1.67	LGU1K392MELC
4700	30 $\times$ 45	3520	1.83	LGU1K472MELB
	35 $\times$ 35	3500	1.83	LGU1K472MELC
5600	30 $\times$ 50	3800	2.00	LGU1K562MELB
	35 $\times$ 40	3870	2.00	LGU1K562MELC
6800	35 $\times$ 45	4190	2.21	LGU1K682MELC

100V( 2A )				
额定静电容量 ( $\mu$ F)	尺寸 $\Phi$ D $\times$ L (mm)	纹波 (mA)	漏损电流 (mA)	品 号
560	22 $\times$ 25	1070	0.70	LGU2A561MELZ
820	22 $\times$ 30	1350	0.85	LGU2A821MELZ
	25 $\times$ 25	1350	0.85	LGU2A821MELA
1000	22 $\times$ 30	1540	0.94	LGU2A102MELZ
	25 $\times$ 30	1560	0.94	LGU2A102MELA
1200	22 $\times$ 40	1740	1.03	LGU2A122MELZ
	25 $\times$ 30	1760	1.03	LGU2A122MELA
	30 $\times$ 25	1710	1.03	LGU2A122MELB
1500	22 $\times$ 45	1990	1.16	LGU2A152MELZ
	25 $\times$ 35	2030	1.16	LGU2A152MELA
	30 $\times$ 30	2000	1.16	LGU2A152MELB
1800	25 $\times$ 40	2280	1.27	LGU2A182MELA
	30 $\times$ 35	2270	1.27	LGU2A182MELB
2200	25 $\times$ 50	2570	1.40	LGU2A222MELA
	30 $\times$ 35	2590	1.40	LGU2A222MELB
	35 $\times$ 30	2520	1.40	LGU2A222MELC
2700	30 $\times$ 45	2940	1.55	LGU2A272MELB
	35 $\times$ 35	2900	1.55	LGU2A272MELC
3300	30 $\times$ 50	3320	1.72	LGU2A332MELB
	35 $\times$ 40	3310	1.72	LGU2A332MELC
3900	35 $\times$ 45	3690	1.87	LGU2A392MELC
4700	35 $\times$ 50	4140	2.05	LGU2A472MELC

160V( 2C )				
额定静电容量 ( $\mu$ F)	尺寸 $\Phi$ D $\times$ L (mm)	纹波 (mA)	漏损电流 (mA)	品 号
270	20 $\times$ 25	1100	0.62	LGU2C271MELY
330	20 $\times$ 30	1200	0.68	LGU2C331MELY
390	20 $\times$ 30	1300	0.74	LGU2C391MELY
	22 $\times$ 25	1300	0.74	LGU2C391MELZ
470	20 $\times$ 35	1340	0.82	LGU2C471MELY
	22 $\times$ 30	1550	0.82	LGU2C471MELZ
	25 $\times$ 25	1550	0.82	LGU2C471MELA
560	20 $\times$ 40	1500	0.89	LGU2C561MELY
	22 $\times$ 35	1670	0.89	LGU2C561MELZ
	25 $\times$ 30	1670	0.89	LGU2C561MELA
	30 $\times$ 25	1670	0.89	LGU2C561MELB
680	20 $\times$ 45	1700	0.98	LGU2C681MELY
	22 $\times$ 40	1820	0.98	LGU2C681MELZ
	25 $\times$ 30	1820	0.98	LGU2C681MELA
	30 $\times$ 25	1820	0.98	LGU2C681MELB
820	22 $\times$ 45	2040	1.08	LGU2C821MELZ
	25 $\times$ 35	2040	1.08	LGU2C821MELA
	30 $\times$ 30	2040	1.08	LGU2C821MELB
	35 $\times$ 25	2040	1.08	LGU2C821MELC
1000	22 $\times$ 50	2250	1.20	LGU2C102MELZ
	25 $\times$ 40	2250	1.20	LGU2C102MELA
	30 $\times$ 30	2250	1.20	LGU2C102MELB
	35 $\times$ 25	2250	1.20	LGU2C102MELC
1200	25 $\times$ 45	2490	1.31	LGU2C122MELA
	30 $\times$ 35	2490	1.31	LGU2C122MELB
	35 $\times$ 30	2490	1.31	LGU2C122MELC
1500	30 $\times$ 40	2840	1.46	LGU2C152MELB
	35 $\times$ 30	2840	1.46	LGU2C152MELC
1800	30 $\times$ 45	3320	1.60	LGU2C182MELB
	35 $\times$ 35	3000	1.60	LGU2C182MELC
2200	35 $\times$ 45	3500	1.77	LGU2C222MELC
2700	35 $\times$ 50	4000	1.97	LGU2C272MELC

105°C 120Hz 时的额定纹波电流 (mA<sub>RMS</sub>)



铝电解电容器 ALUMINUM ELECTROLYTIC CAPACITORS

GU 系列

■ 尺寸表

180V (2Z)				
额定静电容量 ( $\mu$ F)	尺寸 $\Phi$ D×L (mm)	纹波 (mA)	漏损电流 (mA)	品 号
220	20×25	1000	0.59	LGU2Z221MELY
270	20×30	1100	0.66	LGU2Z271MELY
330	20×30	1200	0.73	LGU2Z331MELY
	22×25	1200	0.73	LGU2Z331MELZ
390	20×35	1300	0.79	LGU2Z391MELY
	22×30	1350	0.79	LGU2Z391MELZ
	25×25	1350	0.79	LGU2Z391MELA
470	20×40	1400	0.87	LGU2Z471MELY
	22×35	1500	0.87	LGU2Z471MELZ
	25×30	1500	0.87	LGU2Z471MELA
	30×25	1500	0.87	LGU2Z471MELB
560	20×45	1550	0.95	LGU2Z561MELY
	22×40	1670	0.95	LGU2Z561MELZ
	25×30	1670	0.95	LGU2Z561MELA
	30×25	1670	0.95	LGU2Z561MELB
680	22×45	1780	1.04	LGU2Z681MELY
	25×35	1780	1.04	LGU2Z681MELA
	30×30	1780	1.04	LGU2Z681MELB
	35×25	1780	1.04	LGU2Z681MELC
820	22×50	2040	1.15	LGU2Z821MELZ
	25×40	2040	1.15	LGU2Z821MELA
	30×30	2040	1.15	LGU2Z821MELB
	35×25	2040	1.15	LGU2Z821MELC
1000	25×45	2300	1.27	LGU2Z102MELA
	30×35	2300	1.27	LGU2Z102MELB
	35×30	2300	1.27	LGU2Z102MELC
1200	25×50	2550	1.39	LGU2Z122MELA
	30×40	2550	1.39	LGU2Z122MELB
	35×30	2550	1.39	LGU2Z122MELC
1500	30×45	2900	1.55	LGU2Z152MELB
	35×35	2900	1.55	LGU2Z152MELC
1800	35×45	3300	1.70	LGU2Z182MELC
2200	35×50	3650	1.88	LGU2Z222MELC

200V (2D)				
额定静电容量 ( $\mu$ F)	尺寸 $\Phi$ D×L (mm)	纹波 (mA)	漏损电流 (mA)	品 号
220	20×25	1000	0.62	LGU2D221MELY
270	20×30	1100	0.69	LGU2D271MELY
	22×25	1100	0.69	LGU2D271MELZ
330	20×35	1200	0.77	LGU2D331MELY
	22×30	1250	0.77	LGU2D331MELZ
	25×25	1250	0.77	LGU2D331MELA
390	20×40	1310	0.83	LGU2D391MELY
	22×30	1350	0.83	LGU2D391MELZ
	25×25	1350	0.83	LGU2D391MELA
470	20×45	1450	0.91	LGU2D471MELY
	22×35	1500	0.91	LGU2D471MELZ
	25×30	1500	0.91	LGU2D471MELA
	30×25	1500	0.91	LGU2D471MELB
560	20×50	1580	1.00	LGU2D561MELY
	22×40	1670	1.00	LGU2D561MELZ
	25×30	1670	1.00	LGU2D561MELA
	30×25	1670	1.00	LGU2D561MELB
680	22×45	1780	1.10	LGU2D681MELZ
	25×35	1780	1.10	LGU2D681MELA
	30×30	1780	1.10	LGU2D681MELB
	35×25	1780	1.10	LGU2D681MELC
820	25×45	2040	1.21	LGU2D821MELA
	30×30	2040	1.21	LGU2D821MELB
	35×25	2040	1.21	LGU2D821MELC
1000	25×50	2300	1.34	LGU2D102MELA
	30×35	2300	1.34	LGU2D102MELB
	35×30	2300	1.34	LGU2D102MELC
1200	30×40	2650	1.46	LGU2D122MELB
	35×35	2650	1.46	LGU2D122MELC
	30×50	3080	1.64	LGU2D152MELB
1500	35×40	3080	1.64	LGU2D152MELC
	35×45	3480	1.80	LGU2D182MELC
2200	35×50	3780	1.98	LGU2D222MELC

220V (2P)				
额定静电容量 ( $\mu$ F)	尺寸 $\Phi$ D×L (mm)	纹波 (mA)	漏损电流 (mA)	品 号
180	20×25	900	0.59	LGU2P181MELY
220	20×30	1000	0.66	LGU2P221MELY
	22×25	1000	0.66	LGU2P221MELZ
270	20×35	1150	0.73	LGU2P271MELY
	22×30	1150	0.73	LGU2P271MELZ
330	20×40	1250	0.80	LGU2P331MELY
	22×35	1250	0.80	LGU2P331MELZ
	25×25	1250	0.80	LGU2P331MELA
390	20×45	1400	0.87	LGU2P391MELY
	22×35	1400	0.87	LGU2P391MELZ
	25×30	1400	0.87	LGU2P391MELA
470	20×50	1450	0.96	LGU2P471MELY
	22×40	1450	0.96	LGU2P471MELZ
	25×35	1450	0.96	LGU2P471MELA
	30×25	1450	0.96	LGU2P471MELB
560	22×45	1700	1.05	LGU2P561MELZ
	25×40	1700	1.05	LGU2P561MELA
	30×30	1700	1.05	LGU2P561MELB
680	25×45	1780	1.16	LGU2P681MELA
	30×35	1780	1.16	LGU2P681MELB
	35×25	1780	1.16	LGU2P681MELC
820	25×50	2100	1.27	LGU2P821MELA
	30×40	2100	1.27	LGU2P821MELB
	35×30	2100	1.27	LGU2P821MELC
1000	30×45	2400	1.40	LGU2P102MELB
	35×35	2400	1.40	LGU2P102MELC
1200	30×50	2600	1.54	LGU2P122MELB
	35×40	2600	1.54	LGU2P122MELC
1500	35×45	3000	1.72	LGU2P152MELC

250V (2E)				
额定静电容量 ( $\mu$ F)	尺寸 $\Phi$ D×L (mm)	纹波 (mA)	漏损电流 (mA)	品 号
150	20×25	790	0.58	LGU2E151MELY
180	20×30	900	0.63	LGU2E181MELY
220	20×30	1000	0.70	LGU2E221MELY
	22×25	1000	0.70	LGU2E221MELZ
270	20×35	1100	0.77	LGU2E271MELY
	22×35	1180	0.77	LGU2E271MELZ
	25×25	1180	0.77	LGU2E271MELA
330	20×40	1200	0.86	LGU2E331MELY
	22×40	1300	0.86	LGU2E331MELZ
	25×30	1300	0.86	LGU2E331MELA
	30×25	1300	0.86	LGU2E331MELB
390	20×50	1450	0.93	LGU2E391MELY
	22×45	1490	0.93	LGU2E391MELZ
	25×35	1490	0.93	LGU2E391MELA
	30×25	1490	0.93	LGU2E391MELB
470	22×50	1650	1.02	LGU2E471MELZ
	25×40	1650	1.02	LGU2E471MELA
	30×30	1650	1.02	LGU2E471MELB
	35×25	1650	1.02	LGU2E471MELC
560	25×45	1800	1.12	LGU2E561MELA
	30×35	1800	1.12	LGU2E561MELB
	35×25	1800	1.12	LGU2E561MELC
680	25×50	2000	1.23	LGU2E681MELA
	30×40	2000	1.23	LGU2E681MELB
	35×30	2000	1.23	LGU2E681MELC
820	30×45	2300	1.35	LGU2E821MELB
	35×35	2300	1.35	LGU2E821MELC
	30×50	2470	1.50	LGU2E102MELB
1000	35×40	2470	1.50	LGU2E102MELC
	35×45	2600	1.64	LGU2E122MELC
1500	35×50	3000	1.83	LGU2E152MELC

105°C 120Hz 时的额定纹波电流 (mA<sub>RMS</sub>)

铝电解电容器 ALUMINUM ELECTROLYTIC CAPACITORS

GU 系列

■ 尺寸表

315V( 2F )				
额定静电容量 ( $\mu$ F)	尺寸 $\Phi$ D×L (mm)	纹波 (mA)	漏损电流 (mA)	品 号
82	20×25	640	0.48	LGU2F820MELY
100	20×30	690	0.53	LGU2F101MELY
120	20×30	750	0.58	LGU2F121MELY
	22×25	750	0.58	LGU2F121MELZ
150	20×35	820	0.65	LGU2F151MELY
	22×30	820	0.65	LGU2F151MELZ
	25×25	820	0.65	LGU2F151MELA
180	20×40	900	0.71	LGU2F181MELY
	22×35	920	0.71	LGU2F181MELZ
	25×25	920	0.71	LGU2F181MELA
220	20×50	1000	0.78	LGU2F221MELY
	22×40	1040	0.78	LGU2F221MELZ
	25×30	1040	0.78	LGU2F221MELA
	30×25	1040	0.78	LGU2F221MELB
270	22×45	1160	0.87	LGU2F271MELZ
	25×35	1160	0.87	LGU2F271MELA
	30×25	1160	0.87	LGU2F271MELB
330	22×50	1330	0.96	LGU2F331MELZ
	25×40	1330	0.96	LGU2F331MELA
	30×30	1330	0.96	LGU2F331MELB
	35×25	1330	0.96	LGU2F331MELC
390	25×45	1470	1.05	LGU2F391MELA
	30×35	1470	1.05	LGU2F391MELB
	35×30	1470	1.05	LGU2F391MELC
470	25×50	1700	1.15	LGU2F471MELA
	30×40	1700	1.15	LGU2F471MELB
	35×30	1700	1.15	LGU2F471MELC
560	30×45	2050	1.26	LGU2F561MELB
	35×35	2050	1.26	LGU2F561MELC
680	30×50	2170	1.38	LGU2F681MELB
	35×40	2170	1.38	LGU2F681MELC
820	35×45	2200	1.52	LGU2F821MELC

400V( 2G )				
额定静电容量 ( $\mu$ F)	尺寸 $\Phi$ D×L (mm)	纹波 (mA)	漏损电流 (mA)	品 号
56	20×25	510	0.44	LGU2G560MELY
68	20×30	560	0.49	LGU2G680MELY
82	20×30	640	0.54	LGU2G820MELY
	22×25	640	0.54	LGU2G820MELZ
100	20×35	700	0.60	LGU2G101MELY
	22×30	700	0.60	LGU2G101MELZ
	25×25	700	0.60	LGU2G101MELA
120	20×40	750	0.65	LGU2G121MELY
	22×35	750	0.65	LGU2G121MELZ
	25×25	750	0.65	LGU2G121MELA
150	20×45	830	0.73	LGU2G151MELY
	22×40	880	0.73	LGU2G151MELZ
	25×30	880	0.73	LGU2G151MELA
	30×25	880	0.73	LGU2G151MELB
180	22×45	980	0.80	LGU2G181MELZ
	25×35	980	0.80	LGU2G181MELA
	30×30	980	0.80	LGU2G181MELB
	35×25	980	0.80	LGU2G181MELC
220	22×50	1100	0.88	LGU2G221MELZ
	25×40	1100	0.88	LGU2G221MELA
	30×30	1100	0.88	LGU2G221MELB
	35×25	1100	0.88	LGU2G221MELC
270	25×45	1220	0.98	LGU2G271MELA
	30×35	1220	0.98	LGU2G271MELB
	35×30	1220	0.98	LGU2G271MELC
330	25×50	1440	1.08	LGU2G331MELA
	30×40	1440	1.08	LGU2G331MELB
	35×30	1440	1.08	LGU2G331MELC
390	30×45	1600	1.18	LGU2G391MELB
	35×35	1600	1.18	LGU2G391MELC
470	30×50	1900	1.30	LGU2G471MELB
	35×40	1900	1.30	LGU2G471MELC
560	35×45	2120	1.41	LGU2G561MELC

420V( W6 )				
额定静电容量 ( $\mu$ F)	尺寸 $\Phi$ D×L (mm)	纹波 (mA)	漏损电流 (mA)	品 号
56	20×25	510	0.46	LGUW6560MELY
68	20×30	560	0.50	LGUW6680MELY
82	20×35	640	0.55	LGUW6820MELY
	22×25	640	0.55	LGUW6820MELZ
100	20×35	700	0.61	LGUW6101MELY
	22×30	700	0.61	LGUW6101MELZ
	25×25	700	0.61	LGUW6101MELA
120	20×40	750	0.67	LGUW6121MELY
	22×35	750	0.67	LGUW6121MELZ
	25×30	750	0.67	LGUW6121MELA
150	20×50	880	0.75	LGUW6151MELY
	22×40	880	0.75	LGUW6151MELZ
	25×35	880	0.75	LGUW6151MELA
	30×25	880	0.75	LGUW6151MELB
180	22×45	950	0.82	LGUW6181MELZ
	25×35	950	0.82	LGUW6181MELA
	30×30	950	0.82	LGUW6181MELB
220	22×50	1100	0.91	LGUW6221MELZ
	25×45	1100	0.91	LGUW6221MELA
	30×35	1100	0.91	LGUW6221MELB
	35×25	1100	0.91	LGUW6221MELC
270	25×50	1220	1.01	LGUW6271MELA
	30×40	1220	1.01	LGUW6271MELB
	35×30	1220	1.01	LGUW6271MELC
330	30×45	1450	1.11	LGUW6331MELB
	35×35	1450	1.11	LGUW6331MELC
390	30×50	1550	1.21	LGUW6391MELB
	35×40	1550	1.21	LGUW6391MELC
470	35×45	1900	1.33	LGUW6471MELC
560	35×50	2150	1.45	LGUW6561MELC

450V( 2W )				
额定静电容量 ( $\mu$ F)	尺寸 $\Phi$ D×L (mm)	纹波 (mA)	漏损电流 (mA)	品 号
47	20×25	390	0.43	LGU2W470MELY
56	20×30	510	0.47	LGU2W560MELY
68	20×35	560	0.52	LGU2W680MELY
	20×35	640	0.57	LGU2W820MELY
82	22×30	640	0.57	LGU2W820MELZ
	25×25	640	0.57	LGU2W820MELA
	20×45	690	0.63	LGU2W101MELY
100	22×35	690	0.63	LGU2W101MELZ
	25×30	690	0.63	LGU2W101MELA
	20×50	750	0.69	LGU2W121MELY
120	22×40	800	0.69	LGU2W121MELZ
	25×30	800	0.69	LGU2W121MELA
	30×25	800	0.69	LGU2W121MELB
150	22×45	880	0.77	LGU2W151MELZ
	25×35	880	0.77	LGU2W151MELA
	30×30	880	0.77	LGU2W151MELB
180	22×50	1000	0.85	LGU2W181MELZ
	25×40	1000	0.85	LGU2W181MELA
	30×30	1000	0.85	LGU2W181MELB
	25×45	1120	0.94	LGU2W221MELA
220	30×35	1120	0.94	LGU2W221MELB
	35×30	1120	0.94	LGU2W221MELC
	30×40	1280	1.04	LGU2W271MELB
270	35×35	1280	1.04	LGU2W271MELC
	30×50	1450	1.15	LGU2W331MELB
330	35×40	1450	1.15	LGU2W331MELC
	35×40	1500	1.25	LGU2W391MELC
470	35×50	1850	1.37	LGU2W471MELC

105°C 120Hz 时的额定纹波电流 (mA<sub>RMS</sub>)

勝特力材料 886-3-5753170  
 勝特力电子(上海) 86-21-34970699  
 勝特力电子(深圳) 86-755-83298787  
[Http://www.100y.com.tw](http://www.100y.com.tw)