

勝特力材料 886-3-5753170
 勝特力电子(上海) 86-21-54151736
 勝特力电子(深圳) 86-755-83298787
[Http://www.100y.com.tw](http://www.100y.com.tw)

STG 85°C表面粘著標準型製品系列

Features

- Vertical chip type miniaturized for 5.5mm



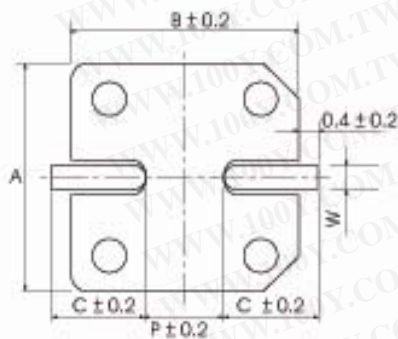
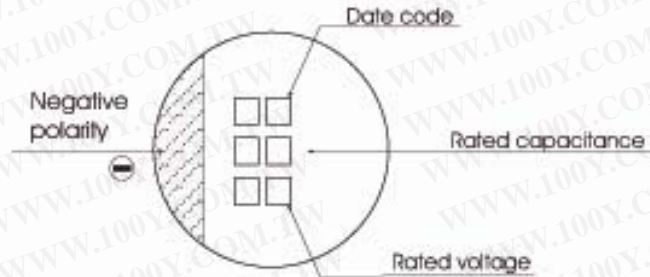
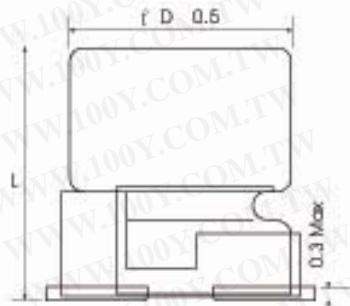
Specifications

Item	Performance Characteristics																										
Operating Temperature Range	-40 °C to +85 °C																										
Capacitance Tolerance	±20% (at 120Hz, 20 °C)																										
Leakage Current (at 20°C)	$I = 0.01 CV$ or $3 (\mu A)$ whichever is greater (after 2 minutes) Where, C=rated capacitance in μF . V=rated DC working voltage in V.																										
Dissipation Factor (Tan δ at 120Hz, 20 °C)	<table border="1"> <thead> <tr> <th>Rated Voltage</th> <th>6.3</th> <th>10</th> <th>16</th> <th>25</th> <th>35</th> <th>50</th> </tr> </thead> <tbody> <tr> <td>Tan δ (max)</td> <td>0.42</td> <td>0.28</td> <td>0.24</td> <td>0.14</td> <td>0.12</td> <td>0.10</td> </tr> </tbody> </table>	Rated Voltage	6.3	10	16	25	35	50	Tan δ (max)	0.42	0.28	0.24	0.14	0.12	0.10												
Rated Voltage	6.3	10	16	25	35	50																					
Tan δ (max)	0.42	0.28	0.24	0.14	0.12	0.10																					
Low Temperature Characteristics (at 120Hz)	Impedance ratio shall not exceed the values given in the table below. <table border="1"> <thead> <tr> <th colspan="2">Rated Voltage</th> <th>4</th> <th>6.3</th> <th>10</th> <th>16</th> <th>25</th> <th>35</th> <th>50</th> </tr> </thead> <tbody> <tr> <td rowspan="2">Impedance Ratio</td> <td>Z (-25°C)/Z(+20°C)</td> <td>7</td> <td>3</td> <td>3</td> <td>2</td> <td>2</td> <td>2</td> <td>2</td> </tr> <tr> <td>Z (-40°C)/Z(+20°C)</td> <td>15</td> <td>8</td> <td>5</td> <td>4</td> <td>3</td> <td>3</td> <td>3</td> </tr> </tbody> </table>	Rated Voltage		4	6.3	10	16	25	35	50	Impedance Ratio	Z (-25°C)/Z(+20°C)	7	3	3	2	2	2	2	Z (-40°C)/Z(+20°C)	15	8	5	4	3	3	3
Rated Voltage		4	6.3	10	16	25	35	50																			
Impedance Ratio	Z (-25°C)/Z(+20°C)	7	3	3	2	2	2	2																			
	Z (-40°C)/Z(+20°C)	15	8	5	4	3	3	3																			
Load Life Test	<table border="1"> <tbody> <tr> <td>Test Time</td> <td>2000 Hrs</td> </tr> <tr> <td>Capacitance Change</td> <td>Within ± 20% of initial value (4WV : ±30%)</td> </tr> <tr> <td>Dissipation Factor</td> <td>Less than 200% of specified value (4WV :300%)</td> </tr> <tr> <td>Leakage Current</td> <td>Within specified value</td> </tr> </tbody> </table> <p>* The above specifications shall satisfied when the capacitors are restored to 20°C after the rated voltage applied for 2000 hrs at 85°C.</p>	Test Time	2000 Hrs	Capacitance Change	Within ± 20% of initial value (4WV : ±30%)	Dissipation Factor	Less than 200% of specified value (4WV :300%)	Leakage Current	Within specified value																		
Test Time	2000 Hrs																										
Capacitance Change	Within ± 20% of initial value (4WV : ±30%)																										
Dissipation Factor	Less than 200% of specified value (4WV :300%)																										
Leakage Current	Within specified value																										
Shelf Life Test	<table border="1"> <tbody> <tr> <td>Test Time</td> <td>1000 Hrs</td> </tr> <tr> <td>Capacitance Change</td> <td>Within ±20% of initial value (4WV : ±30%)</td> </tr> <tr> <td>Dissipation Factor</td> <td>Less than 200% of specified value (4WV :300%)</td> </tr> <tr> <td>Leakage Current</td> <td>Within specified value</td> </tr> </tbody> </table> <p>* The above specifications shall be satisfied when the capacitors are restored to 20°C after exposing them for 1000 hrs at 85°C without voltage applied.</p>	Test Time	1000 Hrs	Capacitance Change	Within ±20% of initial value (4WV : ±30%)	Dissipation Factor	Less than 200% of specified value (4WV :300%)	Leakage Current	Within specified value																		
Test Time	1000 Hrs																										
Capacitance Change	Within ±20% of initial value (4WV : ±30%)																										
Dissipation Factor	Less than 200% of specified value (4WV :300%)																										
Leakage Current	Within specified value																										
Ripple Current & Frequency Multipliers	<table border="1"> <thead> <tr> <th>Freq.(Hz)</th> <th>60 (50)</th> <th>120</th> <th>500</th> <th>1K</th> <th>10K up</th> </tr> </thead> <tbody> <tr> <td>V.DC (V)</td> <td></td> <td></td> <td></td> <td></td> <td></td> </tr> <tr> <td>0.1 ~ 47 μF</td> <td>0.8</td> <td>1.0</td> <td>1.20</td> <td>1.30</td> <td>1.50</td> </tr> <tr> <td>100 ~ 1000 μF</td> <td>0.8</td> <td>1.0</td> <td>1.10</td> <td>1.15</td> <td>1.20</td> </tr> </tbody> </table>	Freq.(Hz)	60 (50)	120	500	1K	10K up	V.DC (V)						0.1 ~ 47 μF	0.8	1.0	1.20	1.30	1.50	100 ~ 1000 μF	0.8	1.0	1.10	1.15	1.20		
Freq.(Hz)	60 (50)	120	500	1K	10K up																						
V.DC (V)																											
0.1 ~ 47 μF	0.8	1.0	1.20	1.30	1.50																						
100 ~ 1000 μF	0.8	1.0	1.10	1.15	1.20																						
Ripple Current & Temperature Multipliers	<table border="1"> <tbody> <tr> <td>Temperature (°C)</td> <td>50</td> <td>70</td> <td>85</td> </tr> <tr> <td>Multiplier</td> <td>2.0</td> <td>1.6</td> <td>1.0</td> </tr> </tbody> </table>	Temperature (°C)	50	70	85	Multiplier	2.0	1.6	1.0																		
Temperature (°C)	50	70	85																								
Multiplier	2.0	1.6	1.0																								
Standards	Satisfies Characteristic W of IEC-60384-18																										

勝特力材料 886-3-5753170
 勝特力电子(上海) 86-21-54151736
 勝特力电子(深圳) 86-755-83298787
[Http://www.100y.com.tw](http://www.100y.com.tw)

STG 85 °C SMT 表面粘著標準型製品系列

Diagram of Dimensions



Unit: mm

ϕD	L	A	B	C	W	P
4	5.5	4.3	4.3	5.1	0.5 ~ 0.8	1.0
5	5.5	5.3	5.3	5.9	0.5 ~ 0.8	1.4
6.3	5.5	6.6	6.6	7.2	0.5 ~ 0.8	1.9
8	6.5	8.3	8.3	9.0	0.5 ~ 0.8	2.3
8	10.5	8.3	8.3	9.0	0.7 ~ 1.1	3.1
10	10.5	10.3	10.3	11.0	0.7 ~ 1.1	4.5

DIMENSION & PERMISSIBLE RIPPLE CURRENT

Dimension: $\phi D \times L$ (mm)
 Ripple Current: A/rms at 120Hz, 85 °C

UF	V.DC		4 V		6.3 V		10 V		16 V		25 V		35 V		50 V	
	Contents	$\phi D \times L$	Ripple	$\phi D \times L$	Ripple	$\phi D \times L$	Ripple	$\phi D \times L$	Ripple	$\phi D \times L$	Ripple	$\phi D \times L$	Ripple	$\phi D \times L$	Ripple	
0.1														4x5.5	1.0	
0.22														4x5.5	2.0	
0.33														4x5.5	2.8	
0.47														4x5.5	4.0	
1														4x5.5	8.4	
2.2														4x5.5	13	
3.3														4x5.5	17	
4.7										4x5.5	16	4x5.5	18	5x5.5	20	
10					4x5.5	20	4x5.5	23	5x5.5	27	5x5.5	29	6.3x5.5	33		
22			4x5.5	28	5x5.5	33	5x5.5	37	6.3x5.5	42	6.3x5.5	46	8x6.5	80		
33	4x5.5	28	5x5.5	37	5x5.5	41	6.3x5.5	49	6.3x5.5	52	6.3x5.5	58	6.3x7.7 8x10.5	82 200		
47	4x5.5	33	5x5.5	45	6.3x5.5	52	6.3x5.5	58	6.3x5.5	60	6.3x7.7 8x6.5	80 115	8x10.5	240		
100	5x5.5	56	6.3x5.5	70	6.3x5.5	76	6.3x7.7 8x10.5	86	6.3x7.7 8x6.5	124 160	6.3x7.7 8x10.5	145 280	10x10.5	500		
220	6.3x5.5	96	6.3x7.7 8x6.5	139 210	8x6.5	190	6.3x7.7 8x10.5	160 290	8x10.5	300	10x10.5	570				
330	8x6.5	145	8x6.5	210	8x10.5	330	8x10.5	330	10x10.5	680						
470	8x10.5	220	8x10.5	380	10x10.5	680	10x10.5	690								
1000	10x10.5	500	10x10.5	700												