

HD74HCT245

Octal Bus Transceivers (with 3-state outputs)

HITACHI

勝特力材料 886-3-5753170
勝特力电子(上海) 86-21-54151736
勝特力电子(深圳) 86-755-83298787
[Http://www.100y.com.tw](http://www.100y.com.tw)

Description

This device has an active low enable input \overline{G} and a direction control input (DIR). When DIR is high, data flows from the A inputs to the B outputs. When DIR is low, data flows from the B inputs to the A outputs. The HD74HCT245 transfers true data from one bus to the other.

This device does not have schmitt trigger inputs.

Features

- LSTTL Output Logic Level Compatibility as well as CMOS Output Compatibility
- High Speed Operation: t_{pd} (A to Y) = 12 ns typ ($C_L = 50$ pF)
- High Output Current: Fanout of 15 LSTTL Loads
- Wide Operating Voltage: $V_{CC} = 4.5$ to 5.5 V
- Low Input Current: 1 μ A max
- Low Quiescent Supply Current: I_{CC} (static) = 4 μ A max ($T_a = 25^\circ\text{C}$)

Function Table

Enable \overline{G}	Direction Control DIR	Operation
L	L	B data to A bus
L	H	A data to B bus
H	X	Isolation

H : High level

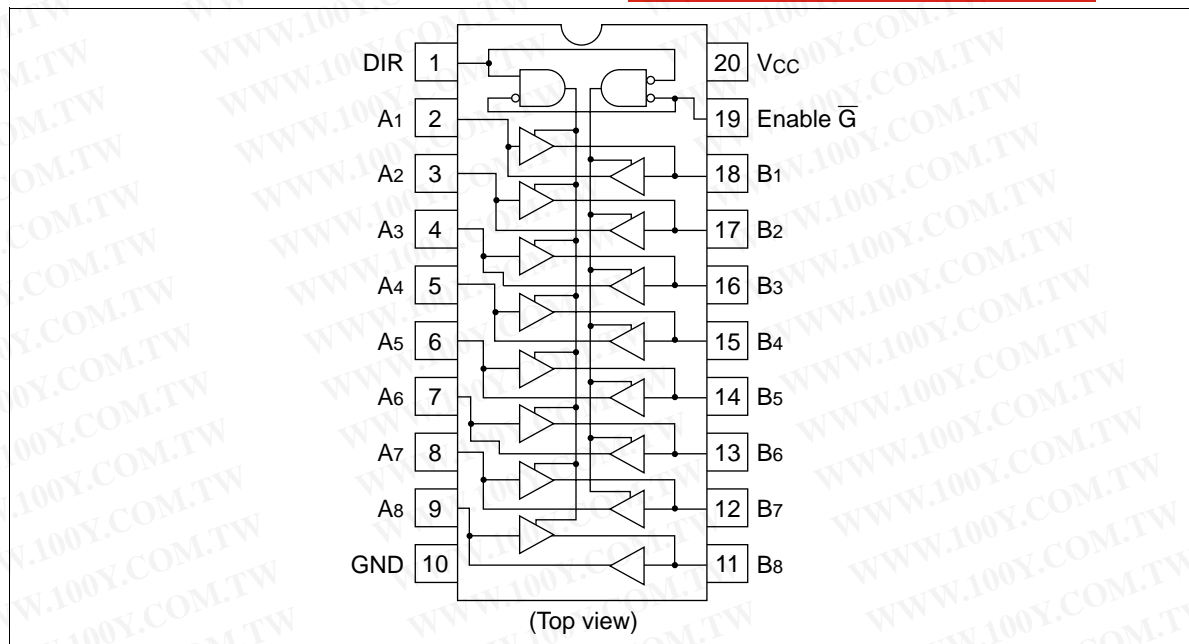
L : Low level

X : Irrelevant

HD74HCT245

勝特力材料 886-3-5753170
勝特力电子(上海) 86-21-54151736
勝特力电子(深圳) 86-755-83298787
[Http://www.100y.com.tw](http://www.100y.com.tw)

Pin Arrangement



Absolute Maximum Ratings

Item	Symbol	Rating	Unit
Supply voltage range	V_{CC}	-0.5 to +7.0	V
Input voltage	V_{IN}	-0.5 to $V_{CC} + 0.5$	V
Output voltage	V_{OUT}	-0.5 to $V_{CC} + 0.5$	V
DC current drain per pin	I_{OUT}	± 35	mA
DC current drain per V_{CC} , GND	I_{CC} , I_{GND}	± 75	mA
DC input diode current	I_{IK}	± 20	mA
DC output diode current	I_{OK}	± 20	mA
Power dissipation per package	P_T	500	mW
Storage temperature	T_{stg}	-65 to +150	$^{\circ}C$

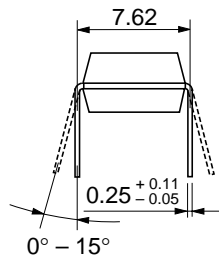
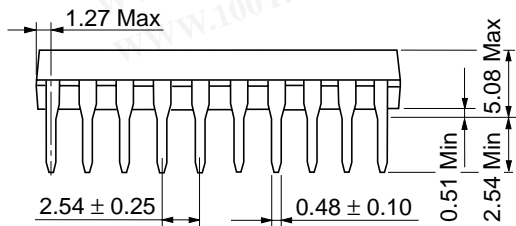


HITACHI

DC Characteristics

Item	Symbol	Ta = 25°C		Ta = -40 to +85°C		Unit	Test Conditions	
		Min	Typ	Max	Min		Max	V _{CC} (V)
Input voltage	V _{IH}	2.0	—	—	2.0	—	V	4.5 to 5.5
	V _{IL}	—	—	0.8	—	0.8	V	4.5 to 5.5
Output voltage	V _{OH}	4.4	—	—	4.4	—	V	4.5 Vin = V _{IH} or V _{IL} I _{OH} = -20 μA
		4.18	—	—	4.13	—		4.5 I _{OH} = -6 mA
	V _{OL}	—	—	0.1	—	0.1	V	4.5 Vin = V _{IH} or V _{IL} I _{OL} = 20 μA
		—	—	0.26	—	0.33		4.5 I _{OL} = 6 mA
Off-state output current	I _{OZ}	—	—	±0.5	—	±5.0	μA	5.5 Vin = V _{IH} or V _{IL} , Vout = V _{CC} or GND
Input current	I _{in}	—	—	±0.1	—	±1.0	μA	5.5 Vin = V _{CC} or GND
Quiescent current	I _{CC}	—	—	4.0	—	40	μA	5.5 Vin = V _{CC} or GND, Iout = 0 μA

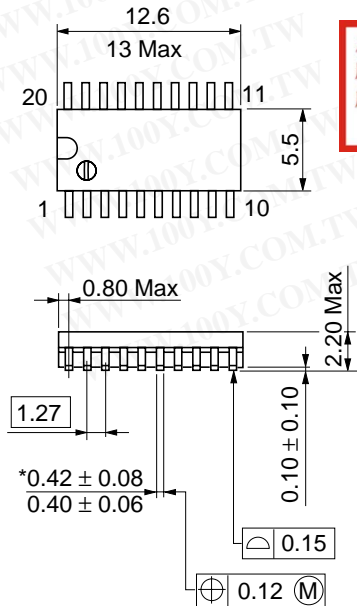
AC Characteristics (C_L = 50 pF, Input t_r = t_f = 6 ns)

Item	Symbol	Ta = 25°C		Ta = -40 to +85°C		Unit	Test Conditions	
		Min	Typ	Max	Min		Max	V _{CC} (V)
Propagation delay time	t _{PLH}	—	11	22	—	28	ns	4.5
	t _{PHL}	—	13	22	—	28		4.5
Output enable time	t _{ZL}	—	17	30	—	38	ns	4.5
	t _{ZH}	—	14	30	—	38		4.5
Output disable time	t _{LZ}	—	20	30	—	38	ns	4.5
	t _{HZ}	—	22	30	—	38		4.5
Output rise/fall time	t _{TLH} t _{THL}	—	4	12	—	15	ns	4.5
Input capacitance	C _{in}	—	5	10	—	10	pF	—

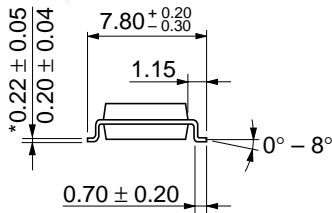


勝特力材料 886-3-5753170
 勝特力电子(上海) 86-21-54151736
 勝特力电子(深圳) 86-755-83298787
[Http://www.100y.com.tw](http://www.100y.com.tw)

Hitachi Code	DP-20N
JEDEC	—
EIAJ	Conforms
Weight (reference value)	1.26 g



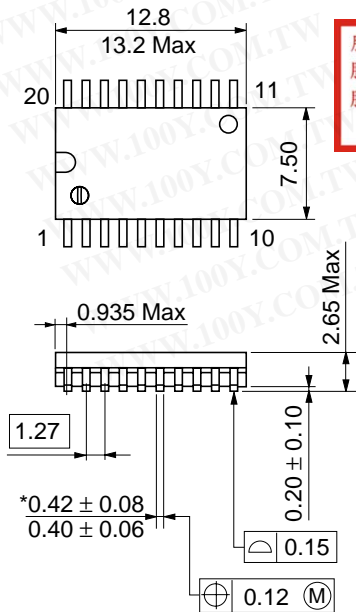
勝特力材料 886-3-5753170
 勝特力电子(上海) 86-21-54151736
 勝特力电子(深圳) 86-755-83298787
[Http://www.100y.com.tw](http://www.100y.com.tw)



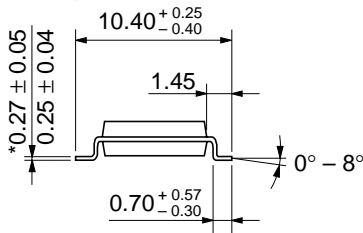

*Dimension including the plating thickness
 Base material dimension

Hitachi Code	FP-20DA
JEDEC	—
EIAJ	Conforms
Weight (reference value)	0.31 g

Unit: mm



勝特力材料 886-3-5753170
 勝特力电子(上海) 86-21-54151736
 勝特力电子(深圳) 86-755-83298787
[Http://www.100y.com.tw](http://www.100y.com.tw)

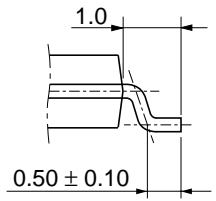
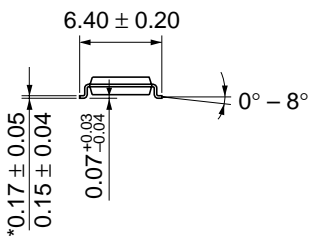
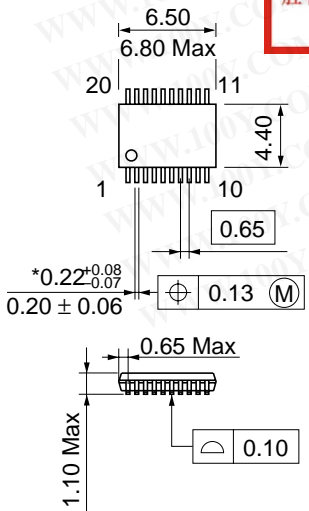


Hitachi Code	FP-20DB
JEDEC	Conforms
EIAJ	—
Weight (reference value)	0.52 g

*Dimension including the plating thickness
 Base material dimension

Unit: mm

勝特力材料 886-3-5753170
 勝特力电子(上海) 86-21-54151736
 勝特力电子(深圳) 86-755-83298787
[Http://www.100y.com.tw](http://www.100y.com.tw)



*Dimension including the plating thickness
 Base material dimension

Hitachi Code	TTP-20DA
JEDEC	—
EIAJ	—
Weight (reference value)	0.07 g

勝特力材料 886-3-5753170

勝特力电子(上海) 86-21-54151736

勝特力电子(深圳) 86-755-83298787

[Http://www.100y.com.tw](http://www.100y.com.tw)

Cautions

1. Hitachi neither warrants nor grants licenses of any rights of Hitachi's or any third party's patent, copyright, trademark, or other intellectual property rights for information contained in this document. Hitachi bears no responsibility for problems that may arise with third party's rights, including intellectual property rights, in connection with use of the information contained in this document.
2. Products and product specifications may be subject to change without notice. Confirm that you have received the latest product standards or specifications before final design, purchase or use.
3. Hitachi makes every attempt to ensure that its products are of high quality and reliability. However, contact Hitachi's sales office before using the product in an application that demands especially high quality and reliability or where its failure or malfunction may directly threaten human life or cause risk of bodily injury, such as aerospace, aeronautics, nuclear power, combustion control, transportation, traffic, safety equipment or medical equipment for life support.
4. Design your application so that the product is used within the ranges guaranteed by Hitachi particularly for maximum rating, operating supply voltage range, heat radiation characteristics, installation conditions and other characteristics. Hitachi bears no responsibility for failure or damage when used beyond the guaranteed ranges. Even within the guaranteed ranges, consider normally foreseeable failure rates or failure modes in semiconductor devices and employ systemic measures such as fail-safes, so that the equipment incorporating Hitachi product does not cause bodily injury, fire or other consequential damage due to operation of the Hitachi product.
5. This product is not designed to be radiation resistant.
6. No one is permitted to reproduce or duplicate, in any form, the whole or part of this document without written approval from Hitachi.
7. Contact Hitachi's sales office for any questions regarding this document or Hitachi semiconductor products.

HITACHI

HITACHI